

English*Connect* 1

Welcome!





Lesson 20

Home

Objective: I will learn to ask and answer questions about where someone lives.

Opening Prayer



Discuss the Principle of Learning Love and Teach One Another

20–30 minutes

Read the principle of learning for this lesson aloud.

Discuss the questions.

Love and Teach One Another

Read the principle of learning for this lesson aloud.

I can learn by the Spirit as I love, teach, and learn with others.

You are a child of God. He wants to help you grow and progress. He wants to help you develop new abilities and learn many good things. One important way to learn is to teach someone else. When you teach another person, your own understanding can grow. God has given you a wonderful promise:

Love and Teach One Another

“And I give unto you a commandment that you shall teach one another the doctrine of the kingdom.

“Teach ye diligently and my grace shall attend you, that you may be instructed more perfectly, ...

“That ye may be prepared in all things” (Doctrine and Covenants 88:77–78, 80).

Discuss the Principle of Learning

Love and Teach One Another

When we teach and serve each other, we invite the Spirit to be with us. The Spirit can help us understand better and learn faster. Teaching others is one way that God increases our capacity to learn. Sometimes we are afraid to teach others. Sometimes we don't think we have anything to offer. But God knows that you have so much good to share with others. When we share what we are learning, we are teaching each other. As you teach others and share your experiences, the Spirit will help you learn even more.

Discuss the questions.

- How can teaching someone else help you increase your learning?
- What are some ways you can help teach and support those in your EnglishConnect group?

Activity 1: Practice the Patterns

15–20 minutes

Review the vocabulary list with a partner.

Practice pattern 1 with a partner:

- Practice asking questions.
- Practice answering questions.
- Practice a conversation using the patterns.

Repeat for pattern 2.

Activity 1: Practice the Patterns

Review the vocabulary list with a partner.

3–5 minutes

	Nouns 2		Prepositions
Where do you live? I live in ...	bathroom / bathrooms bedroom / bedrooms closet/closets dining room	family room kitchen living room room/rooms stairs	above across from below next to left of/to the left of right of/to the right of
Nouns 1 apartment house			

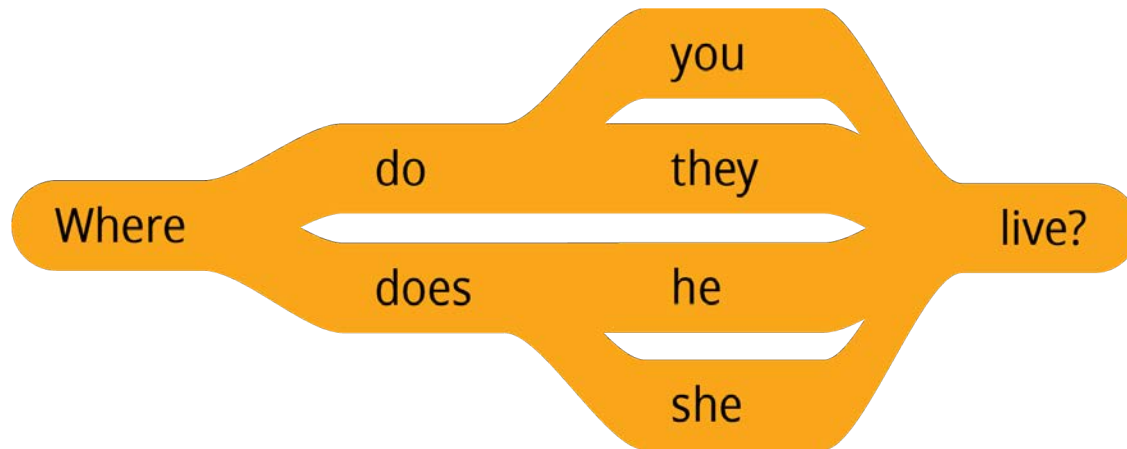
Activity 1: Practice Pattern 1

3–5 minutes

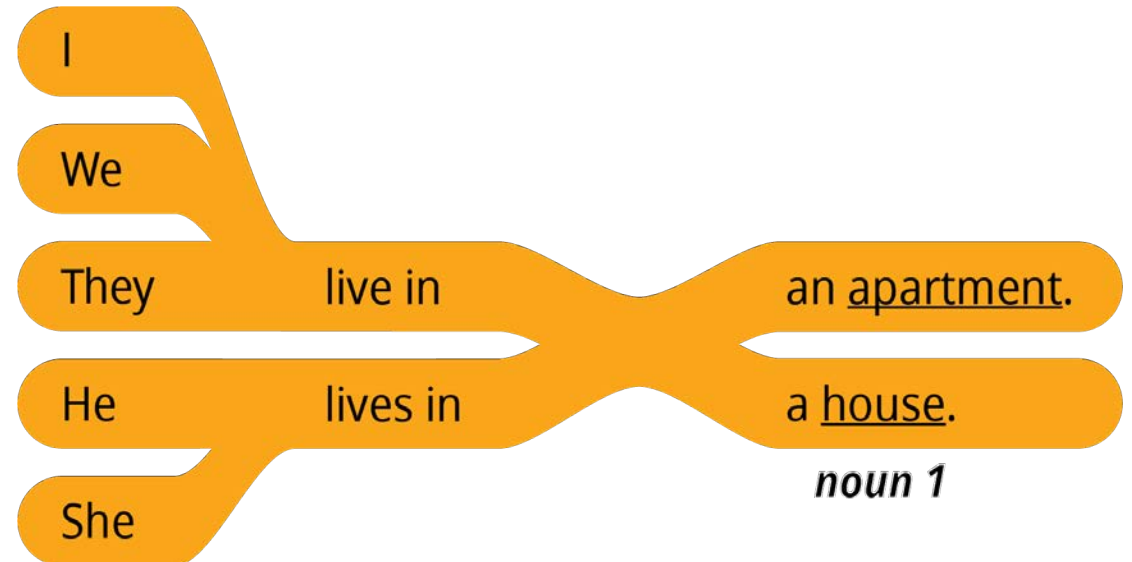
Q: Where do you live?

A: I live in an (noun 1).

Questions



Answers



Activity 1: Practice Pattern 2

3–5 minutes

Questions

Where is the bathroom?

noun 2

Answers

It's next to the bedroom.

preposition

noun 2

EnglishConnect 1

Q: Where is the (noun 2)?

A: It's (preposition) the (noun 2).

Nouns 2

right of/to the
right of

kitchen

room/rooms

stairs

Prepositions

above

across from

10-15 minutes

Activity 2: Create Your Own Sentences

Ask and answer questions about where you and your family live. Take turns. Switch partners and practice again.

Example



A: Where do you live?

B: I live in an apartment.

A: Where is the kitchen in your apartment?

B: In my apartment, the kitchen is next to the living room.

15-20 minutes

Activity 3: Create Your Own Conversations

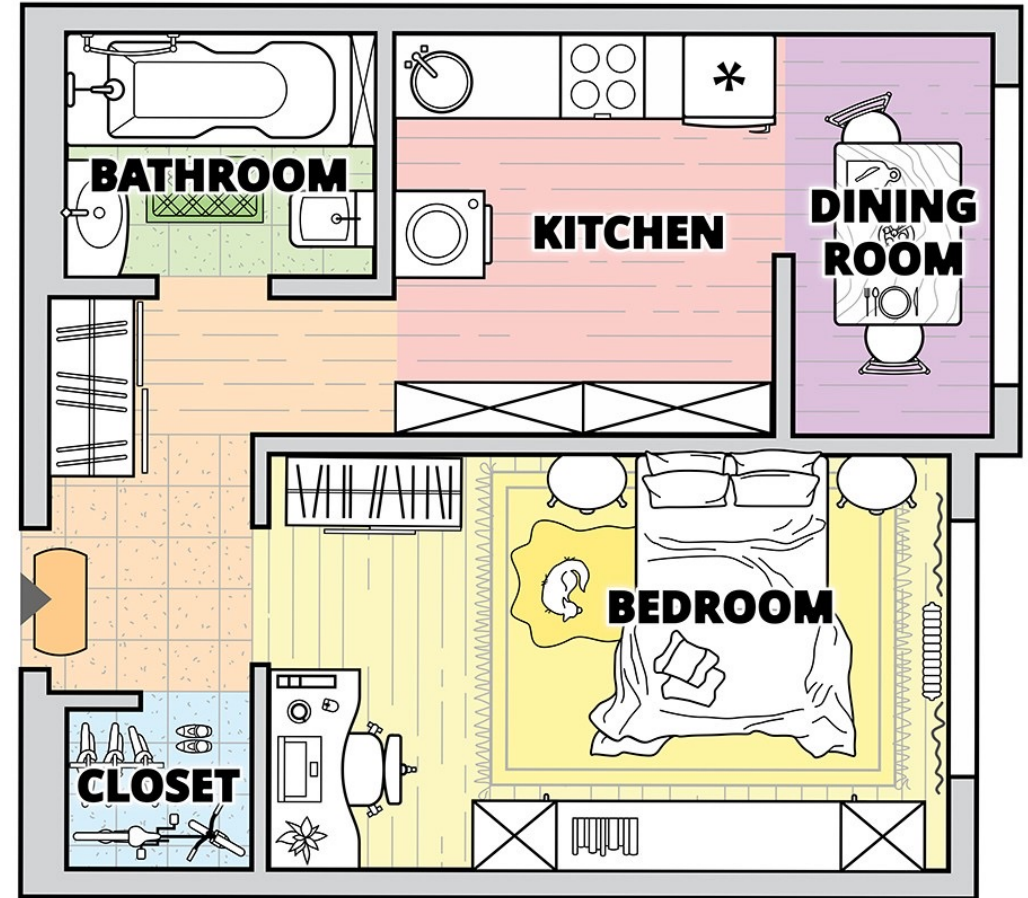
Part 1

Look at the floor plan. Ask and answer questions about where the rooms are. Take turns.

Example

A: Where is the dining room?

B: The dining room is to the right of the kitchen.



15-20 minutes

Activity 3: Create Your Own Conversations

Part 2

Quickly draw a floor plan. Label the rooms. Ask and answer questions about the floor plan. Say as much as you can. Take turns.

New Vocabulary

How many <u>bedrooms</u> are there?	
Is there a <u>living room</u> ?	

Example

A: How many rooms are there?

B: There are two rooms.

A: Is there a kitchen?

B: Yes, there is.

A: Where is the living room?

B: The living room is next to the kitchen.

Evaluate

5–10 minutes

Evaluate your progress on the objectives and your efforts to practice English daily.

Evaluate

Evaluate Your Progress

5 minutes

I can:

   *Talk about where I live.*

   *Ask and talk about where others live.*

   *Say where rooms are in a house or an apartment.*

Evaluate

Evaluate Your Efforts

5 minutes

Evaluate your efforts to:

- Study the principle of learning.
- Memorize vocabulary.
- Practice the patterns.
- Practice daily.

Set a goal: _____ .

Share your goal with a partner.

Minimal Effort ●

Moderate Effort ●

Significant Effort ●

Act in Faith to Study English Daily

Read the quote aloud with your group.

“If we teach and learn in the manner the Lord has prescribed, he will send his Spirit to edify and enlighten us as we do so.”

(Dallin H. Oaks, “Teaching and Learning by the Spirit,” Ensign, Mar. 1997, 6)

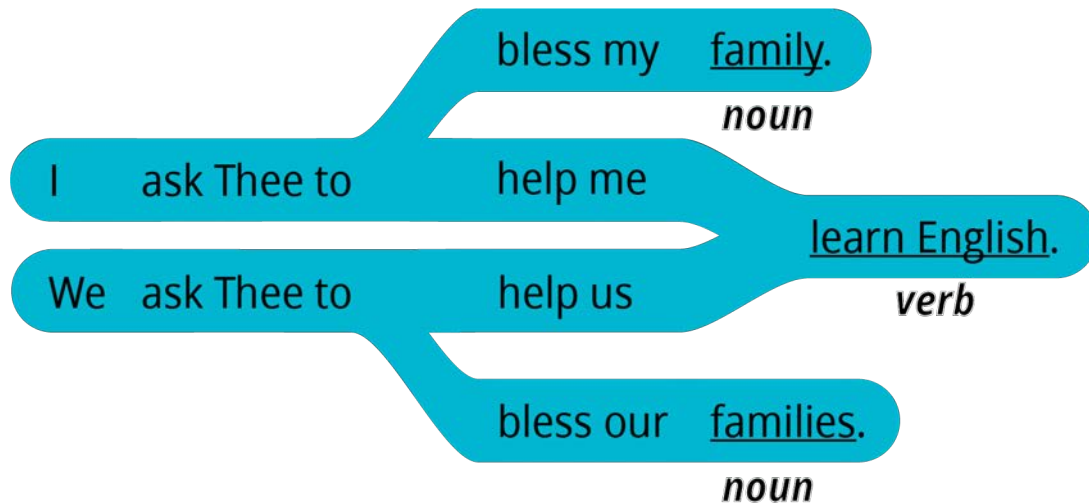


Closing Prayer

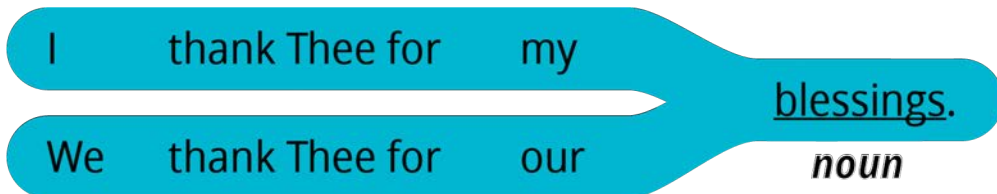
Closing Prayer

You can use the following vocabulary and patterns to start praying in English.

We thank Thee for our (noun).



We ask Thee to help us (verb).



Nouns

- blessing
- teacher
- group
- family / families

Verbs

- learn
- speak
- teach
- bless
- press forward



Congratulations!

Preparing for next Lesson 21

Home

- *Study the principle of learning.*
- *Memorize vocabulary.*
- *Practice the patterns.*
- *Practice daily.*

EnglishConnect

LEARN ENGLISH AND FOSTER FAITH

Copyright and Licensing

EnglishConnect is a program provided by The Church of Jesus Christ of Latter-day Saints. All rights to EnglishConnect materials are owned or licensed by Intellectual Reserve, Inc. for use by Church units such as stakes, districts, and missions. Any other use of EnglishConnect materials requires prior written permission. To request permission to use EnglishConnect materials, please complete a request form at Permissions.ChurchofJesusChrist.org.