

# English*Connect* 1

A photograph of two women sitting together and smiling. The woman on the left is wearing a light orange t-shirt with a floral design. The woman on the right is wearing a purple and white patterned button-down shirt. They appear to be in a bright, outdoor setting with green foliage in the background. The image has a green overlay.

**Welcome!**





## Unit 3: Introduction

*Lessons 10–13*

# Talking about My Day

## Objectives

I will learn to:

- Describe my daily routine.
- Describe what I am doing.
- Use days and times to talk about my day.
- Describe the weather.
- Apply principles of learning by study and by faith.



## Lesson 10

# Daily Routines

Objective: I will learn to talk about someone's daily routine.

# Opening Prayer



# Discuss the Principle of Learning

# You Are a Child of God

*20–30 minutes*

Read the principle of learning for this lesson aloud.

Discuss the questions.

## Discuss the Principle of Learning

# You Are a Child of God

**Read the principle of learning for this lesson aloud.**

*I am a child of God with eternal potential and purpose.*

You are a daughter or son of God. He has so much He wants to help you learn. He wants to help you reach your eternal potential. Sometimes this can seem impossible. In the Bible, we read about a young woman named Mary. An angel appeared to her and told her she would be the mother of Jesus Christ, the Savior of everyone. She would raise the Son of God on earth as her own son. Perhaps Mary felt overwhelmed with what Heavenly Father wanted her to do and to become, but the angel told her:

**Discuss the Principle of Learning**  
**You Are a Child of God**

---

“For with God nothing shall be impossible” (Luke 1:37).

## Discuss the Principle of Learning

# You Are a Child of God

With God, the impossible becomes possible. Mary became mother to the Son of God. Like Mary, God wants to help you reach your potential and fulfill your purpose in life. Pray to Him and ask Him what He wants you to do. Follow the thoughts and feelings you receive from His Spirit. He will guide you. Perhaps you need to learn English to be able to get an education or provide for your family. Remember that “with God nothing shall be impossible.” With God, you can learn English. With God, you can reach your eternal potential.



**Discuss the Principle of Learning**  
**You Are a Child of God**

---

**Discuss the questions.**

- What do you feel God wants you to do?
- When God invites you to do things that you think are impossible, how can you choose to act in faith?

# Activity 1: Practice the Patterns

*15–20 minutes*

Review the vocabulary list with a partner.

Practice pattern 1 with a partner:

- Practice asking questions.
- Practice answering questions.
- Practice a conversation using the patterns.

Repeat for pattern 2.

## Activity 1: Practice the Patterns

# Review the vocabulary list with a partner.

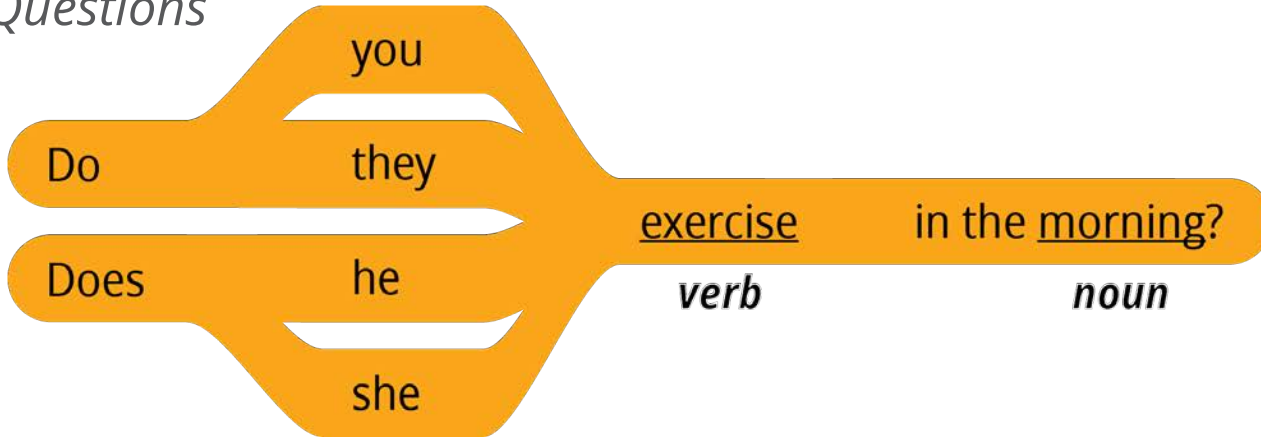
3–5 minutes

	<b>Verbs</b>	
daily routine	brush <u>my</u> teeth/brushes <u>his</u> teeth	go to the <u>store</u> /goes to the <u>store</u>
	clean the <u>house</u> /cleans the <u>house</u>	go to work/goes to work
<b>Nouns</b>	do <u>my</u> hair/does <u>her</u> hair	make <u>breakfast</u> /makes <u>breakfast</u>
morning	exercise/exercises	make the bed/makes the bed
afternoon	get dressed/gets dressed	shave/shaves
evening	get ready/gets ready	take a shower/takes a shower
	go to bed/goes to bed	wake up/wakes up
	go to school/goes to school	

# Activity 1: Practice Pattern 1

3–5 minutes

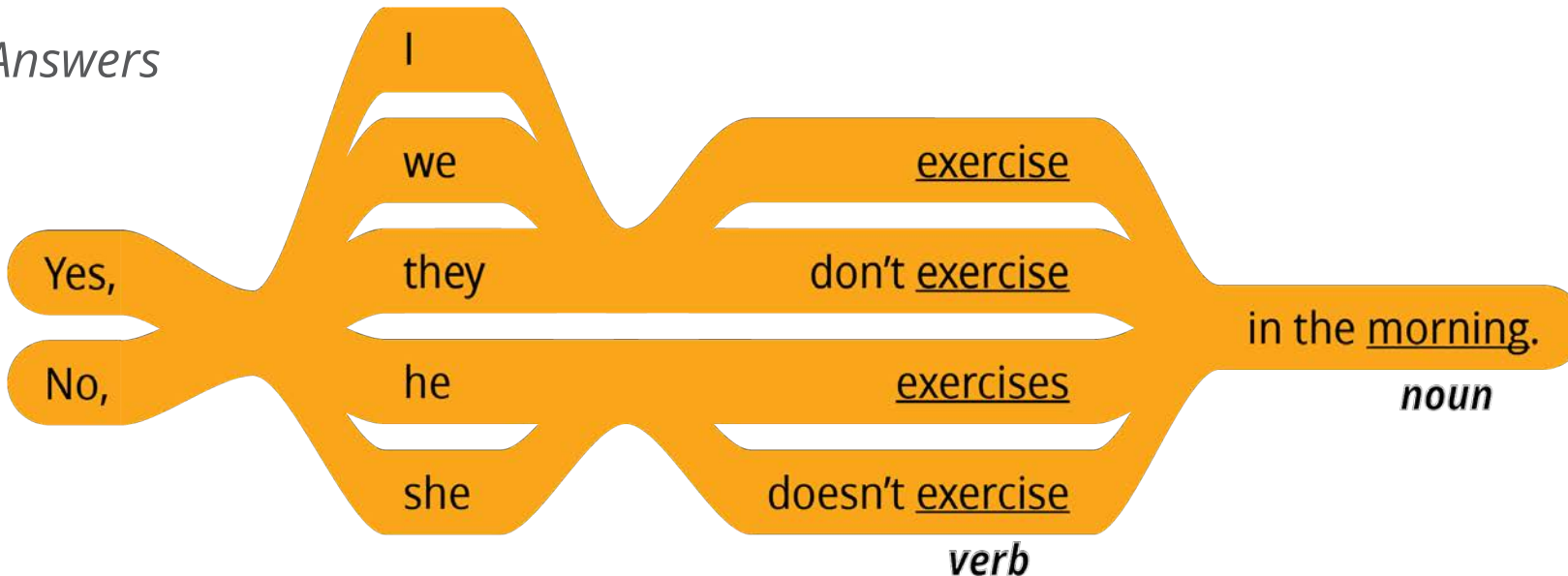
Questions



Q: Do you (verb) in the (noun)?

A: Yes, I (verb) in the (noun).

Answers




<b>Nouns</b>	<b>Verbs</b>
morning	exercise/ exercises
afternoon	go to the <u>store</u> / goes to the <u>store</u>
evening	make <u>breakfast</u> / makes <u>breakfast</u>



# Activity 1: Practice Pattern 2

3–5 minutes

## Questions

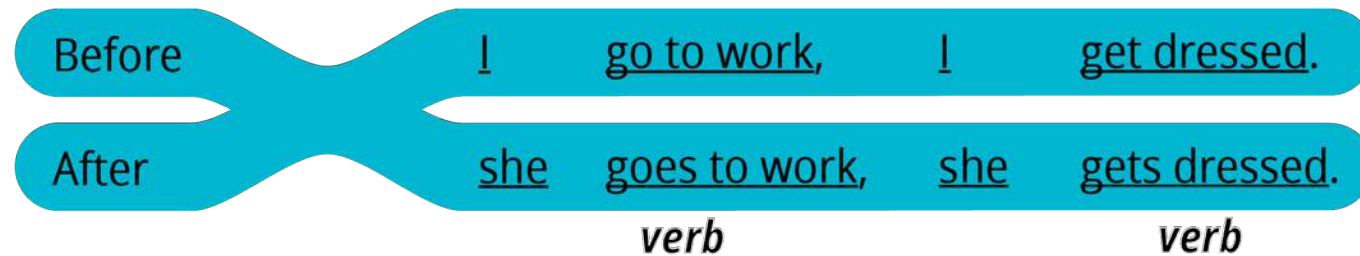


## EnglishConnect 1

Q: What do you do before you (verb)?

A: Before I (verb), I (verb).

## Answers



### Verbs

clean the house/cleans the house  
go to bed/goes to bed  
go to the store/goes to the store  
make breakfast/makes breakfast  
take a shower/takes a shower  
wake up/wakes up

# Activity 2: Create Your Own Sentences

*10–15 minutes*

Look at the pictures. Ask and answer questions about the activity in each picture. Take turns.

*10-15 minutes*

## Activity 2: Create Your Own Sentences

### Example



A: Do you brush your teeth in the morning?

B: Yes, I brush my teeth in the morning.

A: What do you do after you brush your teeth?

B: After I brush my teeth, I get dressed.



*15-20 minutes*

# Activity 3: Create Your Own Conversations

## Part 1

Partner A is a celebrity. Partner B is interviewing the celebrity about his or her daily routine. Say as much as you can. Switch roles.

### Example

A: Do you make your bed in the morning?

B: No, I don't make my bed in the morning.



*15-20 minutes*

## Activity 3: Create Your Own Conversations

### Part 2

Choose three family members. Ask and answer questions about the daily routine of each person. Say as much as you can. Take turns. Switch partners and practice again.

### Example

A: What does your sister do before she goes to work?

B: Before she goes to work, she does her hair.

# Evaluate

*5–10 minutes*

Evaluate your progress on the objectives and your efforts to practice English daily.

## Evaluate

# Evaluate Your Progress

5 minutes

### I can:

   *Say what I do in my daily routine.*

   *Say what someone does in their routine.*

   *Ask what someone does in their routine.*

## Evaluate

# Evaluate Your Efforts

*5 minutes*

### Evaluate your efforts to:

- Study the principle of learning.
- Memorize vocabulary.
- Practice the patterns.
- Practice daily.

**Set a goal:** \_\_\_\_\_ .

**Share your goal with a partner.**

Minimal Effort ●

Moderate Effort ●

Significant Effort ●




# Act in Faith to Study English Daily

## Read the quote aloud with your group.

“Learn for yourselves who you really are. Ask your Heavenly Father, in the name of Jesus Christ, how He feels about you and your mission here on earth. If you ask with real intent, over time the Spirit will whisper the life-changing truth to you. Record those impressions and review them often, and follow through with exactness.

“I promise you that when you begin to catch even a glimpse of how your Heavenly Father sees you and what He is counting on you to do for Him, your life will never be the same!”

*(Russell M. Nelson, Facebook, Sept. 10, 2019,  
[facebook.com/russell.m.nelson](https://www.facebook.com/russell.m.nelson))*

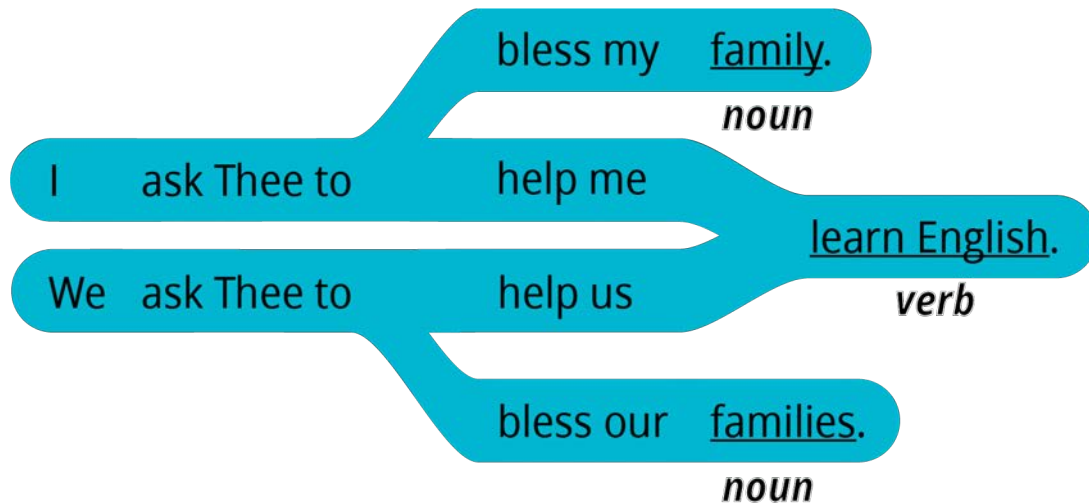


# Closing Prayer

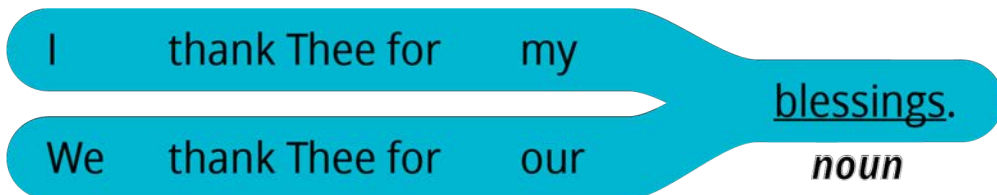
## Closing Prayer

You can use the following vocabulary and patterns to start praying in English.

We thank Thee for our (noun).



We ask Thee to help us (verb).



### Nouns

- blessing
- teacher
- group
- family / families

### Verbs

- learn
- speak
- teach
- bless
- press forward



# Congratulations!

**Preparing for next Lesson 11**

## My Activities

- *Study the principle of learning.*
- *Memorize vocabulary.*
- *Practice the patterns.*
- *Practice daily.*

# EnglishConnect

LEARN ENGLISH AND FOSTER FAITH

# Copyright and Licensing

EnglishConnect is a program provided by The Church of Jesus Christ of Latter-day Saints. All rights to EnglishConnect materials are owned or licensed by Intellectual Reserve, Inc. for use by Church units such as stakes, districts, and missions. Any other use of EnglishConnect materials requires prior written permission. To request permission to use EnglishConnect materials, please complete a request form at [Permissions.ChurchofJesusChrist.org](https://Permissions.ChurchofJesusChrist.org).