

English*Connect* 1

A photograph of two women sitting together and smiling. The woman on the left is wearing a light orange t-shirt with a floral design. The woman on the right is wearing a purple and white patterned button-down shirt. They appear to be in a bright, outdoor setting with green foliage in the background. The image has a green overlay.

Welcome!



Lesson 12

Time and Calendar

Objective: I will learn to talk about the time and date.

Opening Prayer



Discuss the Principle of Learning

Take Responsibility

20–30 minutes

Read the principle of learning for this lesson aloud.

Discuss the questions.

Discuss the Principle of Learning

Take Responsibility

Read the principle of learning for this lesson aloud.

I have the power to choose, and I am responsible for my own learning.

You are an agent; you have the power to act for yourself. Often our tendency is to wait for leaders, teachers, or others to tell us what to do. We want them to give us step-by-step instructions. God wants us to understand that as His children, we have the power within us to make good choices and to move forward.

Discuss the Principle of Learning

Take Responsibility

He explains that His children “should be anxiously engaged in a good cause, and do many things of their own free will, and bring to pass much righteousness; For the power is in them, wherein they are agents unto themselves. And inasmuch as men do good they shall in nowise lose their reward” (Doctrine and Covenants 58:27–28).

Discuss the Principle of Learning

Take Responsibility

The power is in you. You can take responsibility for your learning. If the teacher is sick and can't come, you can choose to practice with other learners. If you don't understand something, you can ask for help. If you need ideas for how to study better, you can ask other learners in your group what works for them. You have the power to choose and act. With God, you decide what you will learn and become.

Discuss the Principle of Learning

Take Responsibility

Discuss the questions.

- What do you believe is your responsibility as a learner?
- What can you do to take responsibility for your own learning?

Activity 1: Practice the Patterns

15–20 minutes

Review the vocabulary list with a partner.

Practice pattern 1 with a partner:

- Practice asking questions.
- Practice answering questions.
- Practice a conversation using the patterns.

Repeat for pattern 2.

Activity 1: Practice the Patterns

Review the vocabulary list with a partner.

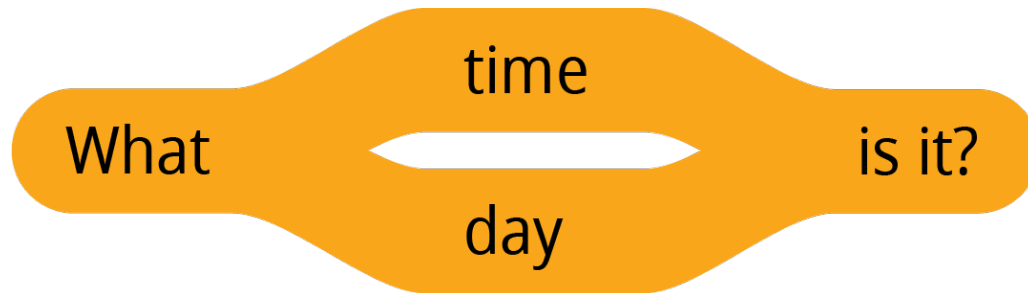
3–5 minutes

	Time	Days	Verbs
date	noon	Sunday	clean the <u>house</u>
day	midnight	Monday	get the mail
time	<u>five o'clock/5:00 a.m.</u>	Tuesday	wash the <u>dishes</u>
at	<u>five thirty/5:30 p.m.</u>	Wednesday	
on		Thursday	
		Friday	
		Saturday	
		<u>Saturday, January 1st</u>	

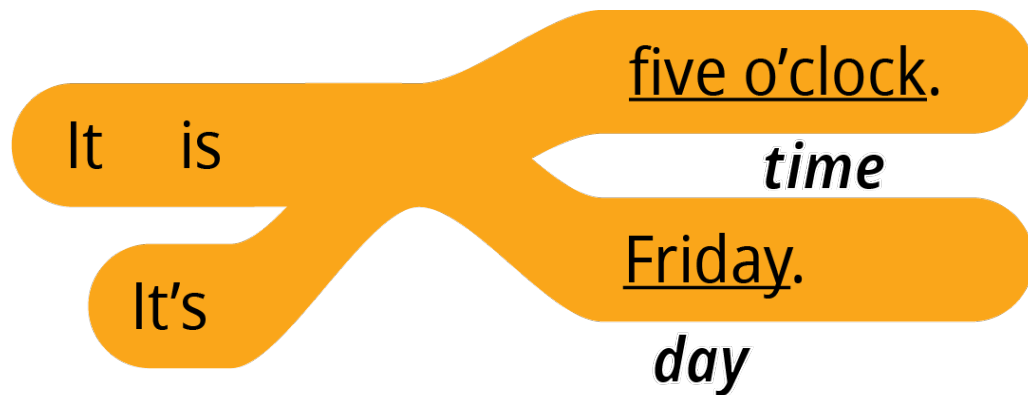
Activity 1: Practice Pattern 1

3–5 minutes

Questions



Answers



EnglishConnect 1

Q: What time is it?

A: It's (time).

Times

noon

five thirty/5:30

p.m.

Days

Sunday

Monday

Tuesday

Wednesday

Thursday

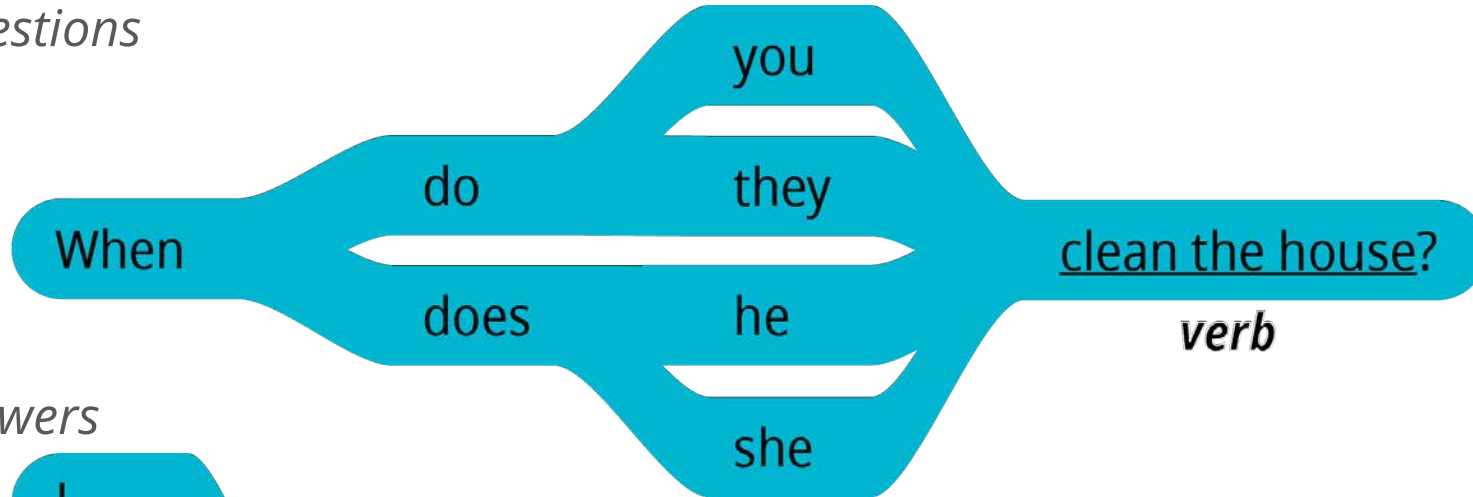
Saturday, January

1st

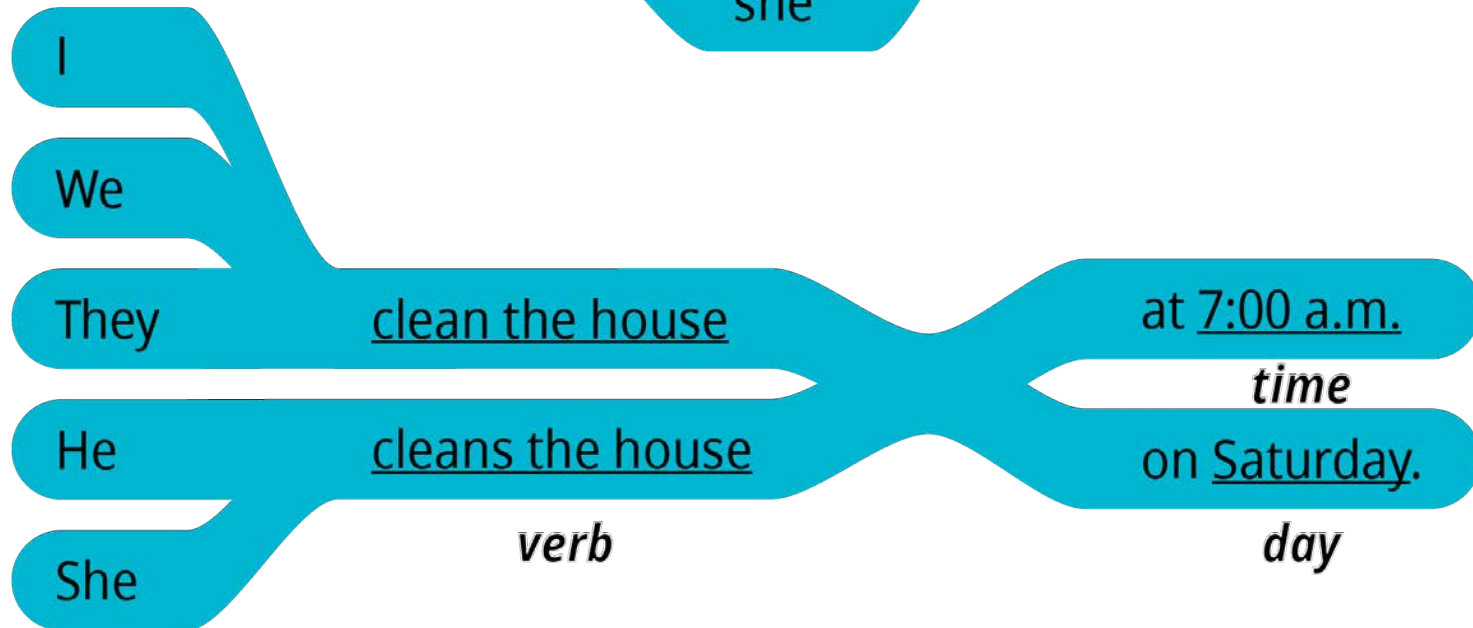
Activity 1: Practice Pattern 2

3-5 minutes

Questions



Answers



EnglishConnect 1

Q: When do you (verb)?

A: I (verb) on (day).

Times

noon

midnight

five thirty/

5:30 p.m.

Days

Tuesday

Wednesday

Verbs

get the mail

wash the

dishes

10-15 minutes

Activity 2: Create Your Own Sentences

Part 1

Look at the calendar. Choose a day. Do not tell your partner which day you chose. Ask and answer questions to guess the day. Take turns.

New Vocabulary

Is it Friday,
June 9th?

Example

JUNE						
S	M	T	W	Th	F	S
				1	2	3
4	5	6	7	8	9	10
11	12	13	14	15	16	17
18	19	20	21	22	23	24
25	26	27	28	29	30	

A: What day is it?

B: It's Wednesday.

A: Is it Wednesday, June 7th?

B: No.

A: Is it Wednesday, June 14th?

B: Yes, it's Wednesday,
June 14th.

10-15 minutes

Activity 2: Create Your Own Sentences

Part 2

Look at the calendar. Choose a day. Do not tell your partner which day you chose. Ask and answer questions to guess the day. Take turns.

JUNE						
				1	2	3
4	5	6	7	8	9	10
11	12	13	14	15	16	17
18	19	20	21	22	23	24
25	26	27	28	29	30	

15-20 minutes

Activity 3: Create Your Own Conversations

Part 1

Ask and answer questions about when you do something. Use vocabulary from this lesson and lesson 11. Say as much as you can. Take turns. Switch partners and practice again.

Example



A: When do you wake up?

B: I wake up at 7:00 a.m.

A: When do you visit your friends?

B: I visit my friends on Saturday at 5:30 p.m.

15-20 minutes

Activity 3: Create Your Own Conversations

Part 2

Ask and answer questions about when you celebrate important events. Talk about important events on the list or think of other important events. Say as much as you can. Take turns.

New Vocabulary

anniversary	
celebrate	
holiday	

15-20 minutes

Activity 3: Create Your Own Conversations

Important Events

- Your birthday
- A family member's birthday
- An anniversary
- Your favorite holiday
(Christmas; Independence Day; New Year's)

Example



A: When do you celebrate your sister's birthday?

B: I celebrate my sister's birthday on December 10th.

Evaluate

5–10 minutes

Evaluate your progress on the objectives and your efforts to practice English daily.

Evaluate

Evaluate Your Progress

5 minutes

I can:

   *Say the time and date.*

   *Ask for the time and date.*

Evaluate

Evaluate Your Efforts

5 minutes

Evaluate your efforts to:

- Study the principle of learning.
- Memorize vocabulary.
- Practice the patterns.
- Practice daily.

Set a goal: _____ .

Share your goal with a partner.

Minimal Effort ●

Moderate Effort ●

Significant Effort ●

Act in Faith to Study English Daily

Read the quote aloud with your group.

“The power to choose is within each of us, and nothing can take it from us. We have the power to choose our course in life.”

(Harold C. Brown, “The Marvelous Gift of Choice,” Ensign, Dec. 2001, 49)

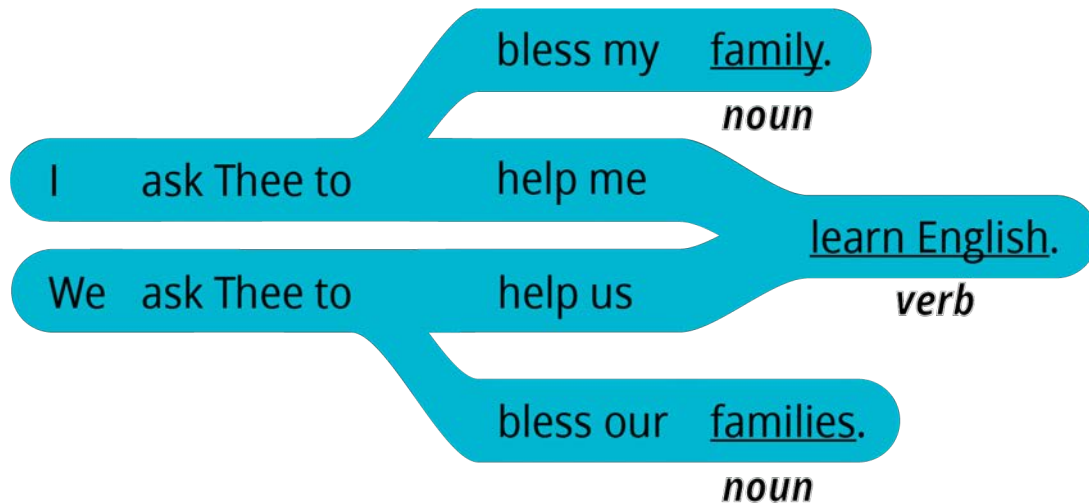


Closing Prayer

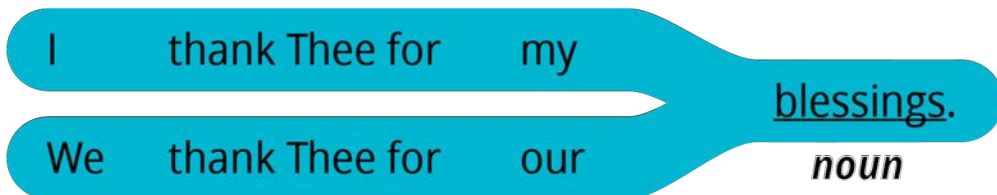
Closing Prayer

You can use the following vocabulary and patterns to start praying in English.

We thank Thee for our (noun).



We ask Thee to help us (verb).



Nouns

- blessing
- teacher
- group
- family / families

Verbs

- learn
- speak
- teach
- bless
- press forward



Congratulations!

Preparing for next Lesson 13

Weather

- *Study the principle of learning.*
- *Memorize vocabulary.*
- *Practice the patterns.*
- *Practice daily.*

EnglishConnect

LEARN ENGLISH AND FOSTER FAITH

Copyright and Licensing

EnglishConnect is a program provided by The Church of Jesus Christ of Latter-day Saints. All rights to EnglishConnect materials are owned or licensed by Intellectual Reserve, Inc. for use by Church units such as stakes, districts, and missions. Any other use of EnglishConnect materials requires prior written permission. To request permission to use EnglishConnect materials, please complete a request form at Permissions.ChurchofJesusChrist.org.