

# English*Connect* 1

**Welcome!**







## Lesson 13

# Weather

Objective: I will learn to ask and answer questions about the weather.

# Opening Prayer



# Discuss the Principle of Learning Love and Teach One Another

*20–30 minutes*

Read the principle of learning for this lesson aloud.

Discuss the questions.

**Discuss the Principle of Learning**

# **Love and Teach One Another**

English  
Connect 1

**Read the principle of learning for this lesson aloud.**

*I can learn from the Spirit as I love, teach, and learn with others.*

God has great things He wants to teach us. He can increase our capacity to learn truth through His Spirit. We invite the Spirit when we love and listen to each other. God teaches us what it feels like when we are learning by the Spirit:

# **Love and Teach One Another**

---

“He that receiveth the word by the Spirit of truth receiveth it as it is preached by the Spirit of truth[.] Wherefore, he that preacheth and he that receiveth, understand one another, and both are edified and rejoice together” (Doctrine and Covenants 50:21–22).

# **Love and Teach One Another**

We can know God is teaching us when we feel the Spirit and feel edified. The Spirit brings feelings of love, joy, and peace. Each of us can help create an environment where the Spirit can teach. As we seek to learn by the Spirit, God can help us understand one another and feel joy together. As you learn with your EnglishConnect group, notice when you are learning by the Spirit. Seek to have the Spirit more often.

**Discuss the questions.**

- When have you felt edified by your experiences in EnglishConnect?
- What can you do to create an environment of learning by the Spirit?



# Activity 1: Practice the Patterns

*15–20 minutes*

Review the vocabulary list with a partner.

Practice pattern 1 with a partner:

- Practice asking questions.
- Practice answering questions.
- Practice a conversation using the patterns.

Repeat for pattern 2.

# Activity 1: Practice the Patterns

## Review the vocabulary list with a partner.

*3–5 minutes*

<b>Days</b>	<b>Verbs/Verbs + ing</b>	<b>Adjectives</b>	
today	hail/hailing	nice	rainy
tomorrow	rain/raining	cold	snowy
on <u>Monday</u>	snow/snowing	hot	stormy
Will it ... ?		cloudy	sunny
Will it be ... ?		foggy	windy
in <u>Mexico</u>			

# Activity 1: Practice Pattern 1

3–5 minutes

Questions

What's the weather in London?

Answers

It's rainy in London.  
*adjective*  
raining  
*verb + ing*

EnglishConnect 1

Q: What's the weather in London?

A: It's (*adjective*) in London.

## Verb + ing

hail/hailing

snow/snowing

## Adjectives

nice

cold

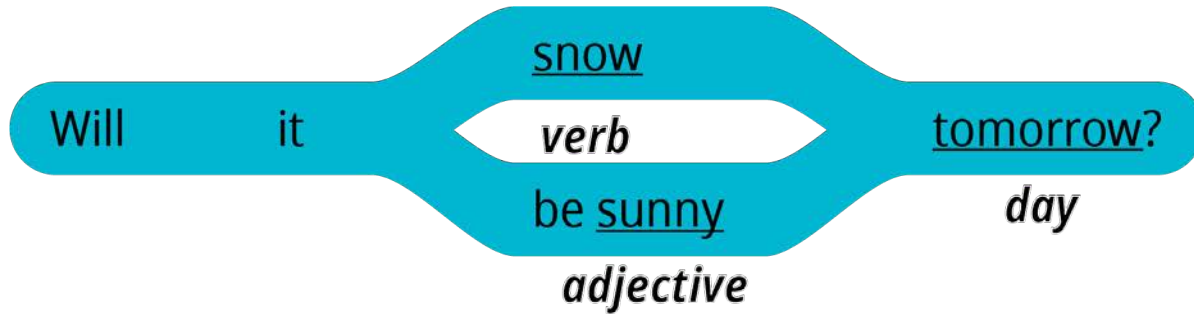
cloudy

windy

# Activity 1: Practice Pattern 2

3-5 minutes


Questions



Q: Will it (verb) (day)?

A: No, it won't (verb) (day).

Answers



- Days**  
today  
on Monday
- Verbs**  
rain/raining
- Adjectives**  
hot  
foggy  
rainy  
stormy



# Activity 2: Create Your Own Sentences

*10–15 minutes*

Look at the chart. Ask and answer questions about the weather for each day. Take turns. Switch partners and practice again.

10-15 minutes

## Activity 2: Create Your Own Sentences

### Example

A: Will it be sunny on Monday?

B: No, it won't be sunny on Monday.

A: What's the weather on Monday?


B: It will be cloudy on Monday.

**Monday**

55°F/13°C




**Tuesday**  
30°F/-1°C




**Wednesday**  
67°F/19°C




**Thursday**  
59°F/15°C




**Friday**  
75°F/24°C



**Saturday**  
85°F/29°C



**Sunday**  
50°F/10°C



*15-20 minutes*

## Activity 3: Create Your Own Conversations

Ask and answer questions about the weather in your location. Talk about the weather for each day in a week. Say as much as you can. Take turns.

### Example



A: What's the weather in Bogotá?

B: It's cloudy in Bogotá.

A: Will it be cloudy tomorrow?

B: Yes, it will.

# Evaluate

*5–10 minutes*

Evaluate your progress on the objectives and your efforts to practice English daily.



## Evaluate

# Evaluate Your Progress

*5 minutes*

### I can:

   *Describe the weather.*

   *Make predictions about the weather.*

## Evaluate

# Evaluate Your Efforts

*5 minutes*

### Evaluate your efforts to:

- Study the principle of learning.
- Memorize vocabulary.
- Practice the patterns.
- Practice daily.

**Set a goal:** \_\_\_\_\_ .

**Share your goal with a partner.**

Minimal Effort ●

Moderate Effort ●

Significant Effort ●

# Act in Faith to Study English Daily

**Read the quote aloud with your group.**

“My experience has been that the Spirit most often communicates as a feeling. You feel it in words that are familiar to you, that make sense to you, that prompt you.”

*(Ronald A. Rasband, “Let the Holy Spirit Guide,” Ensign or Liahona, May 2017, 94)*



## Unit 3: Conclusion













Lessons 10–13

# Talking about My Day

You are now halfway through EnglishConnect 1! Think about how much you have learned. You can talk about yourself, ask others about themselves, and describe things in your everyday life. Continue to do your best and pray to Heavenly Father for help as you finish the last half of EnglishConnect 1.

### Evaluate Your Progress

I can:

-    Describe my daily routine.
-    Describe what I am doing.
-    Use days and times to talk about my day.
-    Describe the weather.

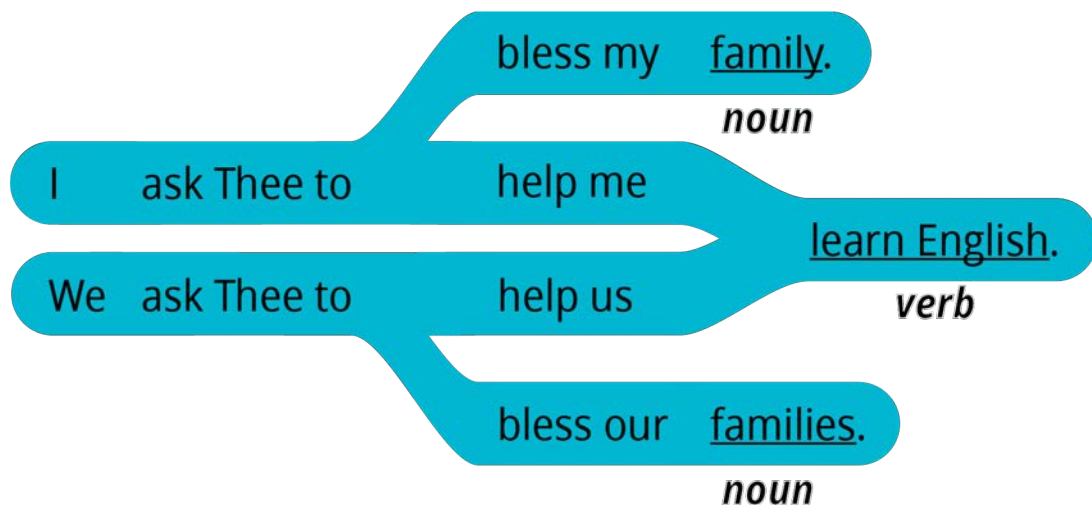


# Closing Prayer

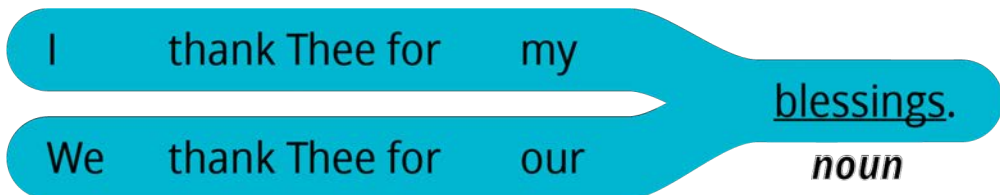
## Closing Prayer

You can use the following vocabulary and patterns to start praying in English.

We thank Thee for our (noun).



We ask Thee to help us (verb).



### Nouns

- blessing
- teacher
- group
- family / families

### Verbs

- learn
- speak
- teach
- bless
- press forward



# Congratulations!

**Preparing for next Lesson 14**

## Jobs and Careers

- *Study the principle of learning.*
- *Memorize vocabulary.*
- *Practice the patterns.*
- *Practice daily.*

# EnglishConnect

LEARN ENGLISH AND FOSTER FAITH



# Copyright and Licensing

EnglishConnect is a program provided by The Church of Jesus Christ of Latter-day Saints. All rights to EnglishConnect materials are owned or licensed by Intellectual Reserve, Inc. for use by Church units such as stakes, districts, and missions. Any other use of EnglishConnect materials requires prior written permission. To request permission to use EnglishConnect materials, please complete a request form at [Permissions.ChurchofJesusChrist.org](https://Permissions.ChurchofJesusChrist.org).