

# English*Connect* 1

**Welcome!**





## Unit 4: Introduction

*Lessons 14-17*

# Describing Jobs and Food

## Objectives

I will learn to:

- Talk about my job.
- Describe foods I like and dislike.
- Explain why I like or dislike foods.
- Order food and take someone's order.
- Apply principles of learning by study and by faith.



## Lesson 14

# Jobs and Careers

Objective: I will learn to talk about someone's job and where they work.

# Opening Prayer



# Discuss the Principle of Learning

# You Are a Child of God

*20–30 minutes*

Read the principle of learning for this lesson aloud.

Discuss the questions.

## Discuss the Principle of Learning

# You Are a Child of God

**Read the principle of learning for this lesson aloud.**

*I am a child of God with eternal potential and purpose.*

You are a daughter or son of a loving Heavenly Father. He will guide you. With His help, you can do more than you could do on your own. In the Book of Mormon, we learn about a young man named Nephi who would become a prophet-leader of his people. God wanted to lead Nephi and his family to a new land. This land was across an ocean, and Nephi had to build a boat. He had never built a boat before. His brothers did not believe he could do it. Nephi looked to God for direction.

**Discuss the Principle of Learning**  
**You Are a Child of God**

---

Nephi told his brothers, “If [God] ... has wrought so many miracles among the children of men, how is it that he cannot instruct me, that I should build a ship?” (1 Nephi 17:51).

# **You Are a Child of God**

With God's help, Nephi and his family built a ship and made the difficult journey across the ocean. Just as God helped Nephi, God wants to help you. You can pray for direction. You can pray to understand and remember what you are learning. As you pray, pay attention to the thoughts and feelings that come. Then act in faith. You can do more with His help than without.



**Discuss the Principle of Learning**  
**You Are a Child of God**

---

**Discuss the questions.**

- How is your journey of learning English like Nephi's story of building a ship?
- As you learn English, what can you ask God to help you with?

# Activity 1: Practice the Patterns

*15–20 minutes*

Review the vocabulary list with a partner.

Practice pattern 1 with a partner:

- Practice asking questions.
- Practice answering questions.
- Practice a conversation using the patterns.

Repeat for pattern 2.

## Activity 1: Practice the Patterns

# Review the vocabulary list with a partner.

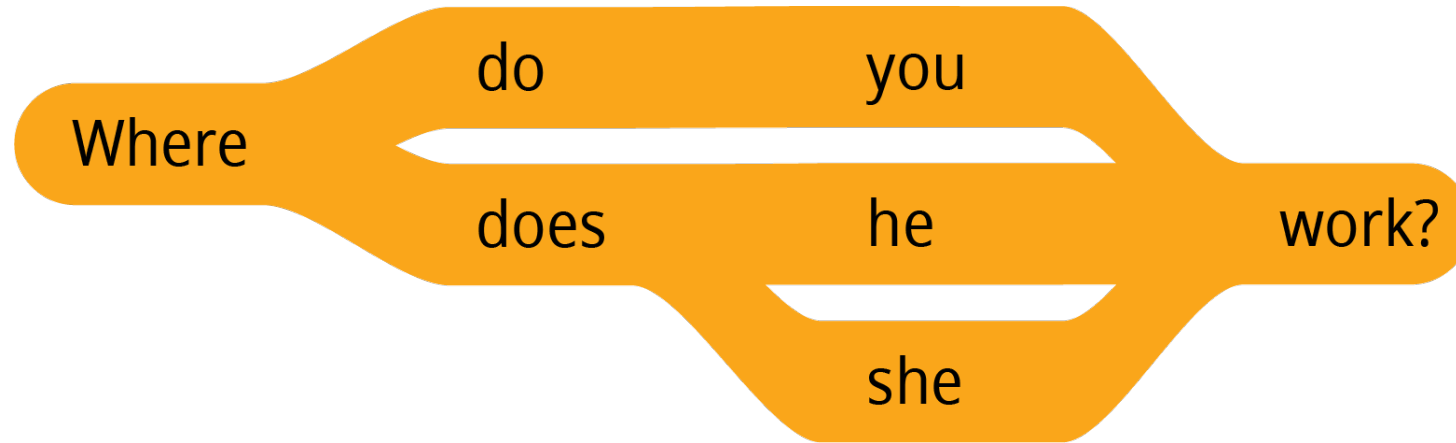
*3–5 minutes*

<b>Job</b>	<b>Nouns 1</b>	<b>Nouns 2</b>
factory worker	factory	accountant
farmer	hospital	artist
lawyer	office	cashier
mechanic	restaurant	computer programmer
nurse	school	cook
office worker	store	custodian
salesperson		doctor
server		electrician
teacher		

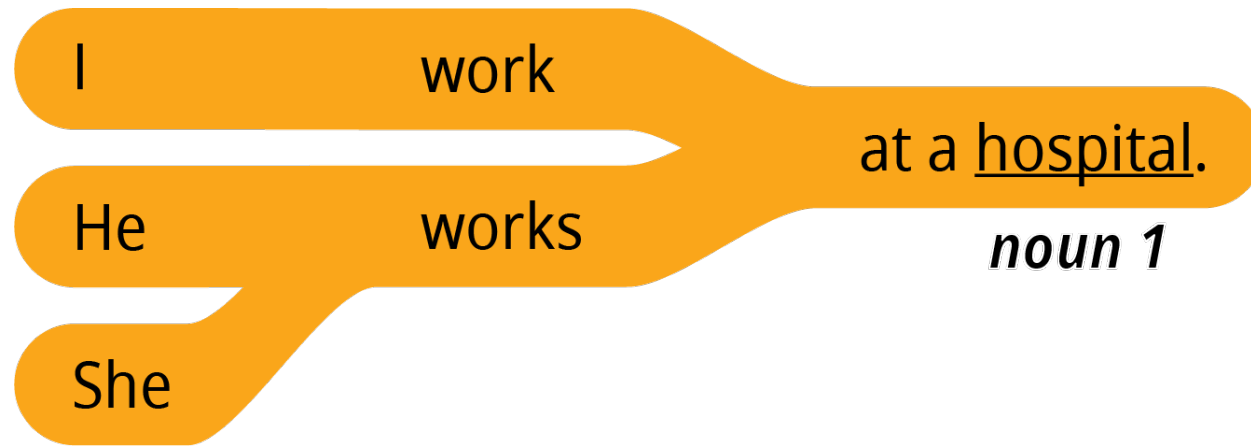
# Activity 1: Practice Pattern 1

3–5 minutes

Questions



Answers



EnglishConnect 1

Q: Where do you work?

A: I work at a (noun 1).

## Nouns 1

factory

office

restaurant

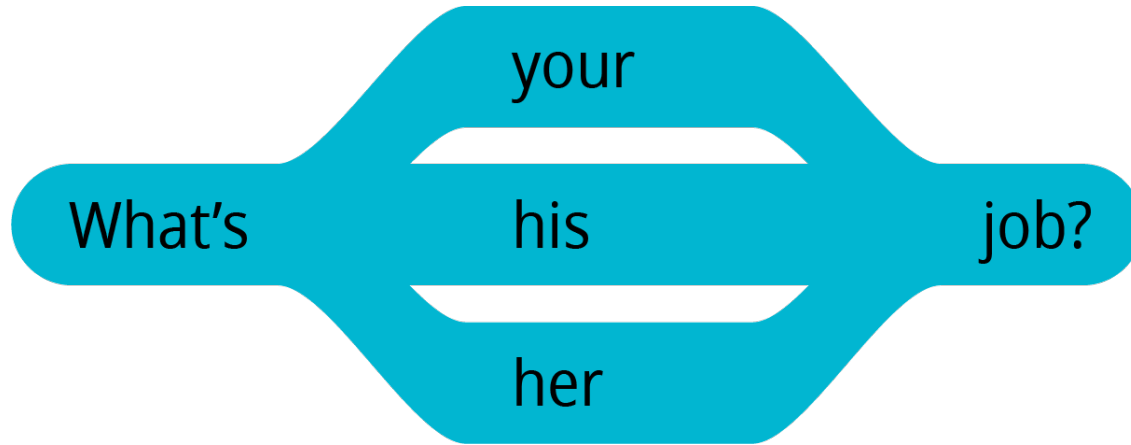
school

store

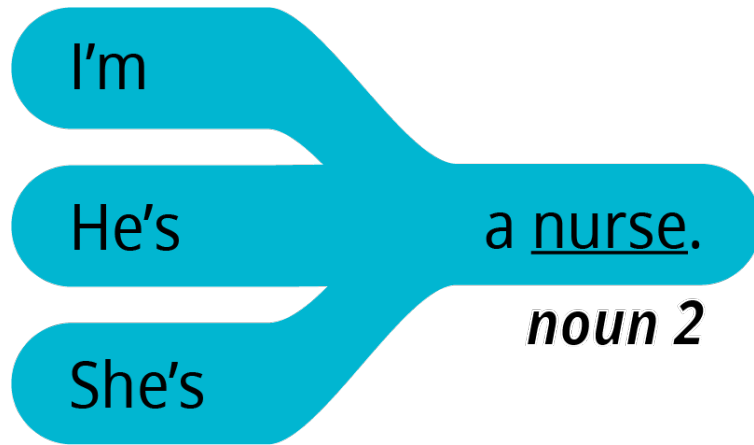
# Activity 1: Practice Pattern 14

3–5 minutes

Questions



Answers



Lesson:

## EnglishConnect 1

Q: What's your job?

A: I'm a (noun 2).

### Nouns 2

cashier  
doctor  
factory worker  
farmer  
lawyer  
office worker  
server  
teacher

10-15 minutes

## Activity 2: Create Your Own Sentences

Look at the pictures. Ask and answer questions about each person's job. Take turns.

**Carlos**



A: Where does Carlos work?

B: He works at a school.

A: What's his job?

B: He's a teacher.

**Sofia**



**Jean**



**Clara**




**Frederick**



**Hana**



**Lee**



**15-20 minutes**

# Activity 3: Create Your Own Conversations

Ask and answer questions about your job and where you work. Take turns. Switch partners and practice again.

## New Vocabulary

home	
student	
university	

### Example



A: What's your job?

B: I'm an electrician.

A: Where do you work?

B: I work at a factory.

# Evaluate

*5–10 minutes*

Evaluate your progress on the objectives and your efforts to practice English daily.



## Evaluate

# Evaluate Your Progress

5 minutes

### I can:

   *Say where I work.*

   *Say what my job is.*

   *Ask and say where someone works.*

   *Ask and say what someone's job is.*

## Evaluate

# Evaluate Your Efforts

*5 minutes*

### Evaluate your efforts to:

- Study the principle of learning.
- Memorize vocabulary.
- Practice the patterns.
- Practice daily.

**Set a goal:** \_\_\_\_\_ .

**Share your goal with a partner.**

Minimal Effort ●

Moderate Effort ●

Significant Effort ●

# Act in Faith to Study English Daily

**Read the quote aloud with your group.**

“The Lord knows you and loves you. ... He will lead and guide you in your personal life if you will make time for Him in your life—each and every day.”

*(Russell M. Nelson, “Make Time for the Lord,”  
Liahona, Nov. 2021, 121)*

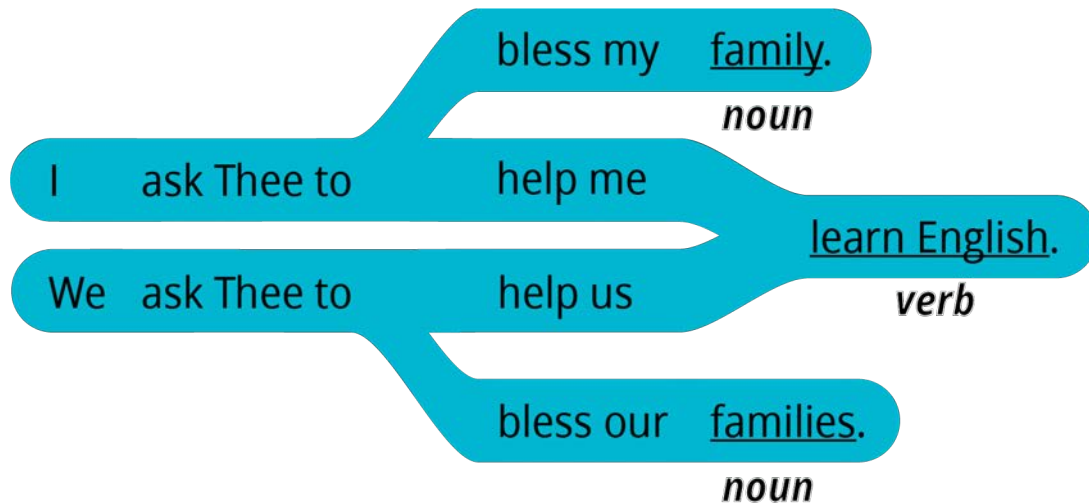


# Closing Prayer

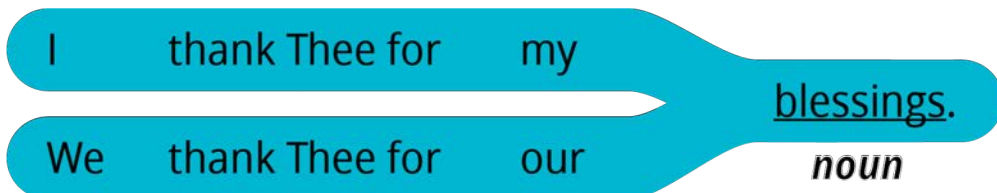
## Closing Prayer

You can use the following vocabulary and patterns to start praying in English.

We thank Thee for our (noun).



We ask Thee to help us (verb).



### Nouns

- blessing
- teacher
- group
- family / families

### Verbs

- learn
- speak
- teach
- bless
- press forward



# Congratulations!

**Preparing for next Lesson 15**

## Jobs and Careers

- *Study the principle of learning.*
- *Memorize vocabulary.*
- *Practice the patterns.*
- *Practice daily.*

# EnglishConnect

LEARN ENGLISH AND FOSTER FAITH

# Copyright and Licensing

EnglishConnect is a program provided by The Church of Jesus Christ of Latter-day Saints. All rights to EnglishConnect materials are owned or licensed by Intellectual Reserve, Inc. for use by Church units such as stakes, districts, and missions. Any other use of EnglishConnect materials requires prior written permission. To request permission to use EnglishConnect materials, please complete a request form at [Permissions.ChurchofJesusChrist.org](https://Permissions.ChurchofJesusChrist.org).