

English*Connect* 1

Welcome!





Lesson 21

Home

Objective: I will learn to describe a bathroom and bedroom.

Opening Prayer



Discuss the Principle of Learning Counsel with the Lord

20–30 minutes

Read the principle of learning for this lesson aloud.

Discuss the questions.

Discuss the Principle of Learning Counsel with the Lord

Read the principle of learning for this lesson aloud.

I improve my learning by counseling with God daily about my efforts.

Jesus Christ was teaching a group of people when a young man approached Him and asked what he needed to do to progress. The question the young man asked is a question each of us can ask as we counsel with Heavenly Father to improve:

“What lack I yet?” (Matthew 19:20).

Discuss the Principle of Learning

Counsel with the Lord

You can ask this same question in prayer. We pray to God in the name of His Son, Jesus Christ. With the God's help, you can identify gaps in your learning and seek to fill them. For example, if you struggle to speak fluently, you can set aside 10 minutes to practice speaking without worrying about mistakes. Or if you make many mistakes, you can set aside 10 minutes to practice speaking slowly and carefully. Counseling with the Lord can help you understand what small steps you need to take to achieve your goals.

Discuss the Principle of Learning Counsel with the Lord

Discuss the questions.

- As you counsel with God, what gaps do you see in your learning?
- What small steps can you take to fill those gaps?

Activity 1: Practice the Patterns

15–20 minutes

Review the vocabulary list with a partner.

Practice pattern 1 with a partner:

- Practice asking questions.
- Practice answering questions.
- Practice a conversation using the patterns.

Repeat for pattern 2.

Activity 1: Practice the Patterns

Review the vocabulary list with a partner.

3–5 minutes

	Nouns		Prepositions
There is ...	bathroom/bathrooms	lamp/lamps	above
There are ...	bathtub/bathtubs	mirror/mirrors	in
	bed/beds	pillow/pillows	next to
	bedroom/bedrooms	shower/showers	on
	blanket/blankets	sink/sinks	under
	cupboard/cupboards	toilet/toilets	
	door/doors	towel/towels	
	floor	window/windows	

Activity 1: Practice Pattern 1

3–5 minutes

Questions

Tell me about your bedroom.

noun

Answers

There is a pillow in the bedroom.

are pillows

noun

noun

EnglishConnect 1

A: Tell me about your (noun).

B: There is (noun) in the (noun).

Nouns

bathroom/bathrooms

cupboard/cupboards

door/doors

toilet/toilets

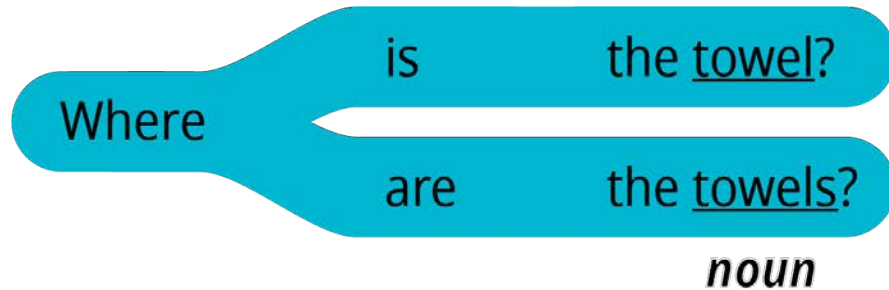
towel/towels

window/windows

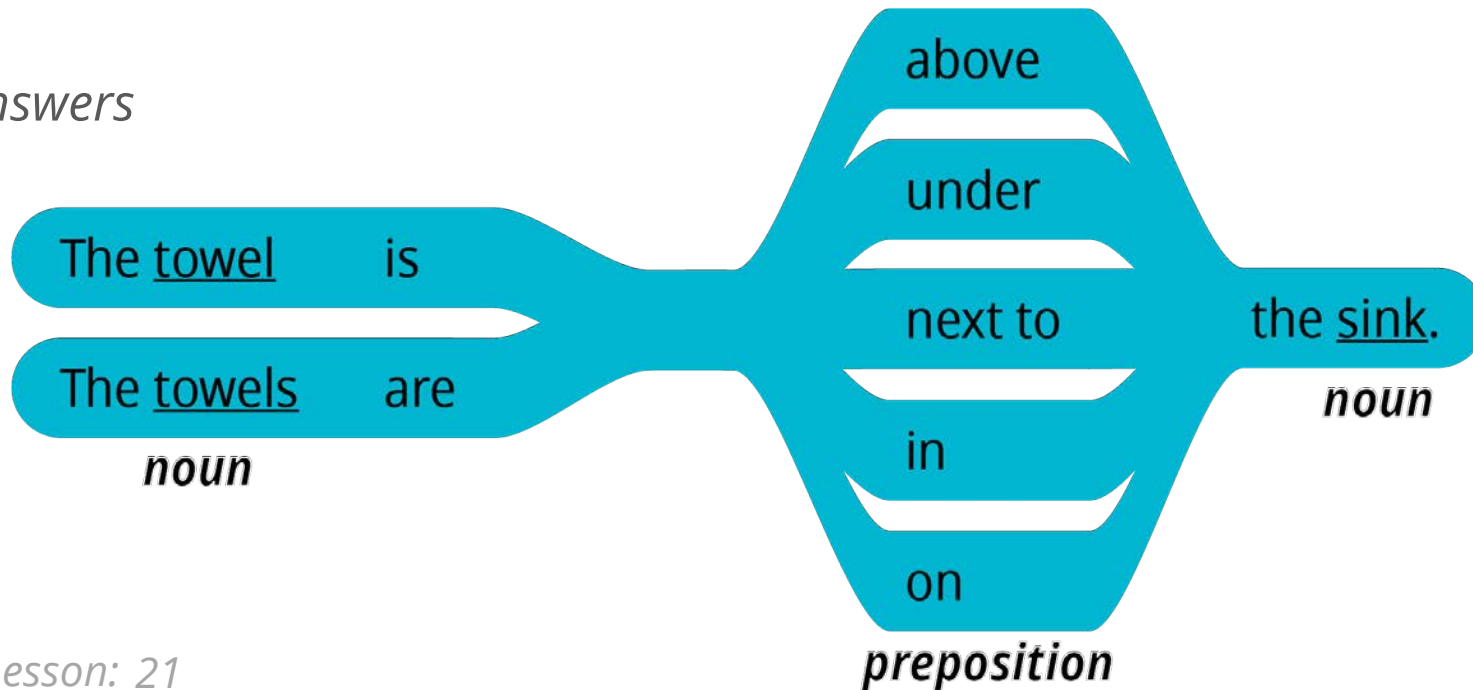
Activity 1: Practice Pattern 2

3–5 minutes

Questions



Answers



Q: Where is the (noun)?

A: The (noun) is above the (noun).

Nouns

bathroom/bathrooms

bedroom/bedrooms

door/doors

toilet/toilets

window/windows

Prepositions

above


next to

10-15 minutes

Activity 2: Create Your Own Sentences

Look at the pictures. Ask and answer questions about each room. Say as much as you can. Take turns.

Example



A: Tell me about the bedroom.

B: There is a bed in the bedroom.
There is a mirror next to the bed.
There are clothes on the floor.

A: Where is the blanket?

B: The blanket is on the bed.



15-20 minutes

Activity 3: Create Your Own Conversations

Part 1

Ask and answer questions about a bedroom. Say as much as you can. Take turns.

New Vocabulary

big	
small	
messy	
clean	

Example

A: Tell me about your bedroom.

B: There is a pillow on the bed.

There is a blanket on the bed.

There is a lamp next to the bed.

A: Is it messy or clean?

B: It is clean.

A: Where is the window?

B: The window is above the bed.

Evaluate

5–10 minutes

Evaluate your progress on the objectives and your efforts to practice English daily.

Evaluate

Evaluate Your Progress

5 minutes

I can:

   *Describe a bedroom and a bathroom.*

   *Describe where things are in a bedroom and a bathroom.*

Evaluate

Evaluate Your Efforts

5 minutes

Evaluate your efforts to:

- Study the principle of learning.
- Memorize vocabulary.
- Practice the patterns.
- Practice daily.

Set a goal: _____ .

Share your goal with a partner.

Minimal Effort ●

Moderate Effort ●

Significant Effort ●

Act in Faith to Study English Daily

Read the quote aloud with your group.

“The Holy Ghost will prompt us to improve and lead us home, but we need to ask the Lord for directions along the way.”

(Larry R. Lawrence, “What Lack I Yet?,” Ensign or Liahona, Nov. 2015, 33)



Unit 5: Conclusion




Lessons 18–21




Describing My Home

Learning a language is like building a house: it happens one brick at a time, one vocabulary word at a time. Be proud of yourself for completing unit 5. Continue to seek God's help. Your abilities will grow as you pray and practice. Don't give up!

Evaluate Your Progress

I can:

   Explain how to make different foods.

   Talk about buying or selling something.

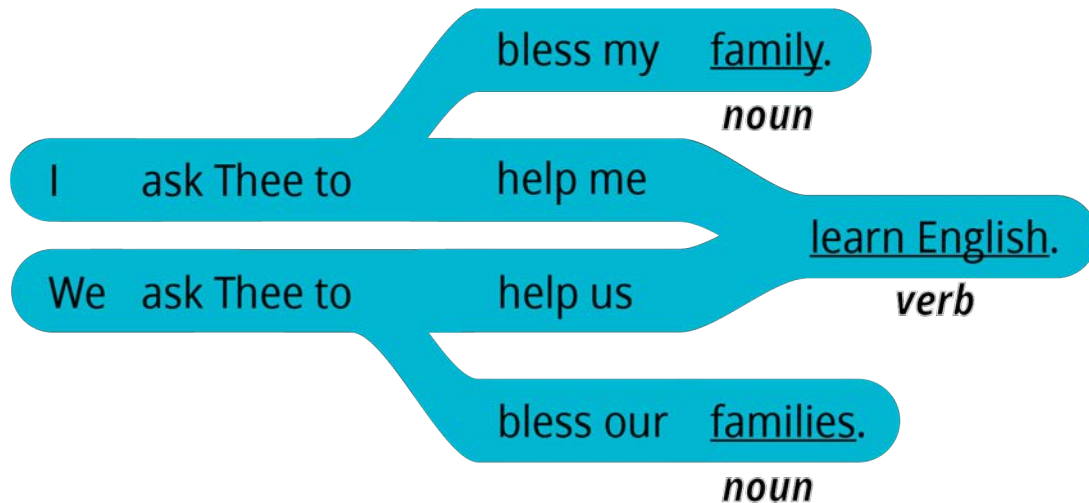
   Describe where I live.

Closing Prayer

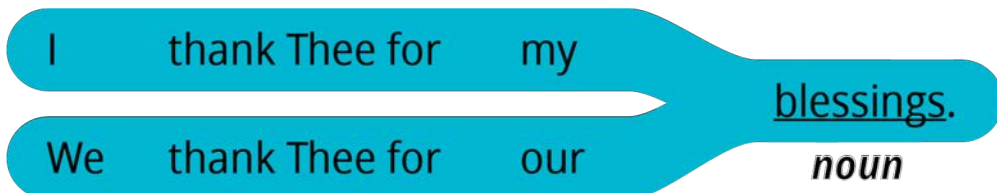
Closing Prayer

You can use the following vocabulary and patterns to start praying in English.

We thank Thee for our (noun).



We ask Thee to help us (verb).



Nouns

- blessing
- teacher
- group
- family / families

Verbs

- learn
- speak
- teach
- bless
- press forward



Congratulations!

Preparing for next Lesson 22

Community

- *Study the principle of learning.*
- *Memorize vocabulary.*
- *Practice the patterns.*
- *Practice daily.*

EnglishConnect

LEARN ENGLISH AND FOSTER FAITH

Copyright and Licensing

EnglishConnect is a program provided by The Church of Jesus Christ of Latter-day Saints. All rights to EnglishConnect materials are owned or licensed by Intellectual Reserve, Inc. for use by Church units such as stakes, districts, and missions. Any other use of EnglishConnect materials requires prior written permission. To request permission to use EnglishConnect materials, please complete a request form at Permissions.ChurchofJesusChrist.org.