

English*Connect* 1

Welcome!



EnglishConnect 1



Lesson 25

Review

Objective: I will review EnglishConnect 1 and reflect on my experience.

Opening Prayer



Discuss the Principle of Learning

Learn by Study and by Faith

20–30 minutes

Read the principle of learning for this lesson aloud.

Discuss the questions.

Discuss the Principle of Learning

Learn by Study and by Faith

Read the principle of learning for this lesson aloud.

I can rely on God to seek learning by study and by faith.

The Lord has given us a pattern for learning:

“Seek ye diligently and teach one another words of wisdom; yea, seek ye out of the best books words of wisdom; seek learning, even by study and also by faith” (Doctrine and Covenants 88:118)

Discuss the Principle of Learning

Learn by Study and by Faith

Reflect on your experiences in EnglishConnect. How have you applied this pattern? Reflect on the principles of learning and statements we have learned together:

You Are a Child of God

*"I believe I am a child of God,
with eternal potential and
purpose."*

Exercise Faith in Jesus Christ

*"Jesus Christ can help me do
all things as I exercise faith in
Him."*

Take Responsibility

*"I have the power to choose,
and I am responsible for my
own learning."*

Love and Teach One Another

*"I can learn from the Spirit as I
love, teach, and learn with
others."*

Press Forward

*"With God's help, I can press
forward even when I face
obstacles."*

Counsel with the Lord

*"I improve my learning by
counseling with the Lord
daily about my efforts."*

Learn by Study and by Faith

Your time with the EnglishConnect group may be ending, but there are many more things God wants you to learn and experience. Your Heavenly Father loves you and wants to help you achieve your divine potential. You can rely on God and continue to “seek learning, even by study and also by faith.”

Discuss the Principle of Learning

Learn by Study and by Faith

Discuss the questions.

- How have you experienced God's love and help in learning English?
- How have you applied the principles of learning in EnglishConnect?
- How will you apply these principles of learning in other parts of your life?

Activity 1: Create Your Own Conversations

10–15 minutes

Ask and answer questions about your name, how you are doing today, where you are from, your family, and your home. Take turns.

10-15 minutes

Activity 1: Create Your Own Conversations



Example

A: Hi. My name is Ana. What's your name?

B: Hi, Ana. My name is Niko. How are you?

A: I am great. Thanks. How about you?

B: I am well. Thanks for asking.

A: Where are you from?

B: I'm from Brazil. And you?

A: Nice. I'm from Guatemala. How many people are in your family?

B: There are seven people in my family.

A: That's a big family. Do you live in a house or in an apartment?

B: I live in an apartment.

10-15 minutes

Activity 2: Create Your Own Conversations

Ask and answer questions about what you like to do, your daily routines, and what foods you eat. Take turns. Switch partners and practice again.

New Vocabulary

banana	
blender	
orange	
peach	
smoothie	
strawberry	

10-15 minutes

Activity 2: Create Your Own Conversations

Example

A: What do you like to do?

B: I like to read. Do you like to read?

A: Yes, I like to read too. Do you read every day?

B: Yes, I read every day. Before I go to bed, I read. What food do you like?

A: I like fruit because it's delicious.

B: Me too! I eat a smoothie for breakfast every morning.

A: Wow! How do you make it?

B: First, put an orange, a banana, strawberries, and peaches in a blender. Then, mix all the fruit together.

Activity 3: Create Your Own Conversations

15–20 minutes

Role-play the situation. Partner A asks questions.
Partner B answers questions. Switch roles.

15-20 minutes

Activity 3: Create Your Own Conversations

Example

A: This is my first time in this city. Tell me about the city.

B: It is big and busy.

A: Where is the train station?

B: It's on D Street.

A: How do I get there from the grocery store?

B: Turn right on Main Street. Go straight. Turn left on D Street. The train station is across from the bank.

15-20 minutes

Activity 3: Create Your Own Conversations

Partner A

You are visiting Partner B's city.

Ask your partner:

- To tell you about their city.
- For directions from where you are to other places in the city.

Partner B

You live in this city.

Tell your partner:

- About your city.
- How to get to other places in the city.



Reflection

5-10 minutes

Congratulations! You have come a long way. We are proud of all the effort and time you have put into learning English.

Reflect on your experience in EnglishConnect 1 and set goals for the future.

- Share three things you learned that were most helpful to you.
- How will you continue improving your English?
- Think about the principles of learning. How can you apply these principles to your life?

Unit 6: Conclusion




Lessons 22–25

Talking about My Health and Community

You have completed unit 6, which means you have completed EnglishConnect 1! Great work! You can talk about many things in your everyday life and community. The knowledge you've gained and the principles of learning you've studied will positively influence you throughout your life.

Evaluate Your Progress

I can:

   Ask for and give directions.

   Describe how I feel.

   Talk about illnesses.

Your Next Step

Now that you have completed EnglishConnect 1, consider continuing to EnglishConnect 2. To learn more, visit join.englishconnect.org.

Not ready to start EnglishConnect 2? Continue learning English in EnglishConnect 1.

Whatever you do next, remember that you are child of God and He can help you progress.

Act in Faith to Study English Daily

Read the quote aloud with your group.

“Get all of the education that you can. ... Education is the key which will unlock the door of opportunity for you. It is worth sacrificing for. It is worth working at, and if you educate your mind and your hands, you will be able to make a great contribution to the society of which you are a part, and you will be able to reflect honorably on the Church of which you are a member.”

(Teachings of Presidents of the Church: Gordon B. Hinckley [2016], 241)

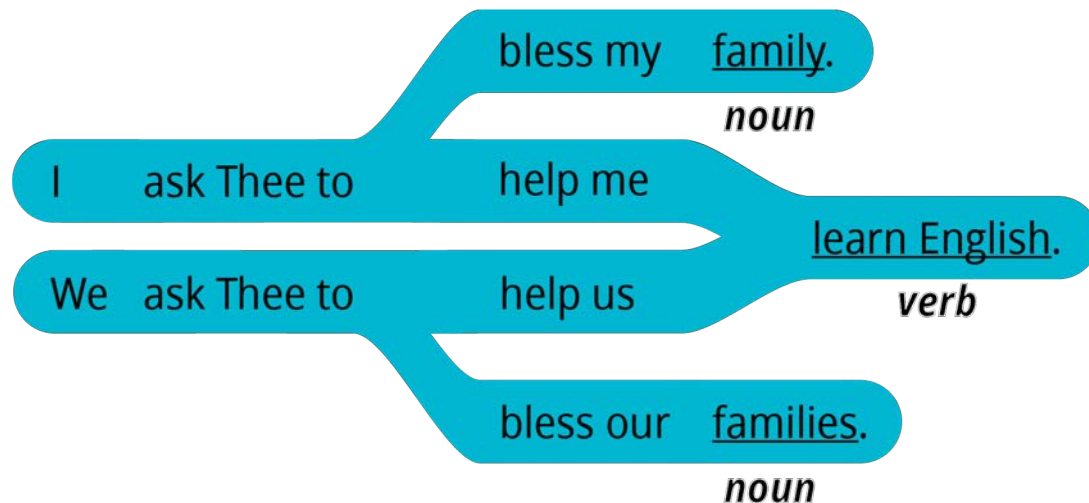


Closing Prayer

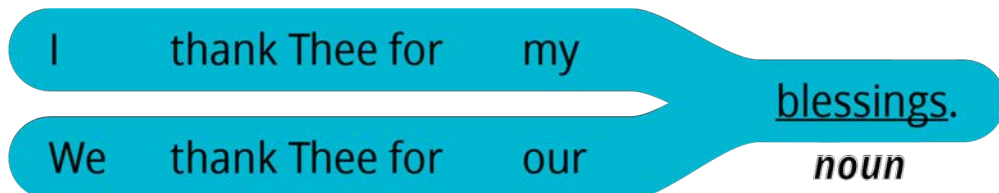
Closing Prayer

Praying in English

We thank Thee for our (noun).



We ask Thee to help us (verb).



Nouns

- blessing
- teacher
- group
- family / families

Verbs

- learn
- speak
- teach
- bless
- press forward

EnglishConnect

LEARN ENGLISH AND FOSTER FAITH

Copyright and Licensing

EnglishConnect is a program provided by The Church of Jesus Christ of Latter-day Saints. All rights to EnglishConnect materials are owned or licensed by Intellectual Reserve, Inc. for use by Church units such as stakes, districts, and missions. Any other use of EnglishConnect materials requires prior written permission. To request permission to use EnglishConnect materials, please complete a request form at Permissions.ChurchofJesusChrist.org.