

# English*Connect* 1

**Welcome!**







## Lesson 3

# Personal Information

Objective: I will learn to ask and answer questions about personal information.

# Opening Prayer



# Discuss the Principle of Learning Take Responsibility

*20–30 minutes*

Read the principle of learning for this lesson aloud.

Discuss the questions.

*Lesson: 3*

## Discuss the Principle of Learning

# Take Responsibility

**Read the principle of learning for this lesson aloud.**

*I have the power to choose, and I am responsible for my own learning.*

You are a child of God with power to choose and act for yourself. This power is called agency. Lehi, a prophet in the Book of Mormon, teaches us that we are not like rocks, waiting for somebody to change us and move us. We are agents who can decide for ourselves what we believe, what we do, and who we become. Lehi taught:

## Discuss the Principle of Learning Take Responsibility

---

“[God] hath created all things, ... both things to act and things to be acted upon. ... Wherefore, the Lord God gave unto man that he should act for himself” (2 Nephi 2:14, 16).

## Discuss the Principle of Learning

# Take Responsibility

---

You can choose to learn and improve. Your teacher and other learners in your conversation group can help you, but in the end, it is your choices that will have the biggest impact on your learning. You can act for yourself to practice English every day. When problems arise, seek solutions. You have been given agency—the power from God to act. You can take responsibility for your own learning.

## Discuss the Principle of Learning

# Take Responsibility

---

### Discuss the questions.

- What does it mean to you to be an “agent” and take responsibility for your own learning?
- What are things that make it difficult to study English every day?
- What can you do to act and not be acted upon as you study English every day?



# Activity 1: Practice the Patterns

*15–20 minutes*

Review the vocabulary list with a partner.

Practice pattern 1 with a partner:

- Practice asking questions.
- Practice answering questions.
- Practice a conversation using the patterns.

Repeat for pattern 2.

## Activity 1: Practice the Patterns

# Review the vocabulary list with a partner.

3–5 minutes

	<b>Nouns 1</b>	<b>Nouns 2</b>	<b>Days</b>
their name@email.com @ (at) . (dot) When is ... ?	anniversary birthday	address email phone number	January <u>1st</u> February <u>2nd</u> March <u>3rd</u> April <u>4th</u> May <u>5th</u> June <u>6th</u>

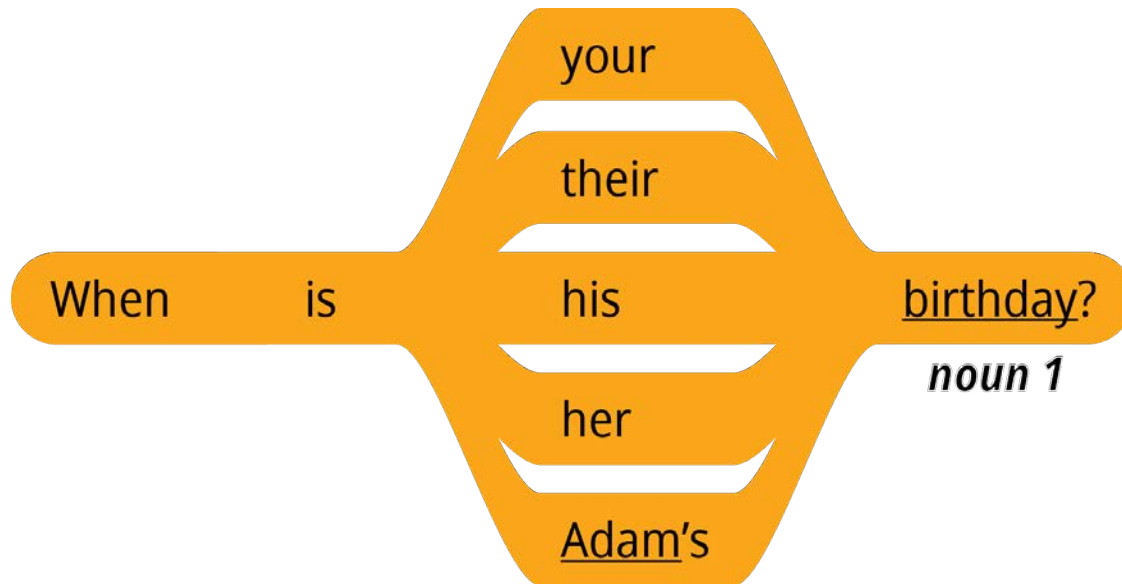
# Activity 1: Practice Pattern 1

3–5 minutes

Q: When is your (noun 1)?

A: My (noun 1) is (day).

Questions



### Nouns 1

anniversary

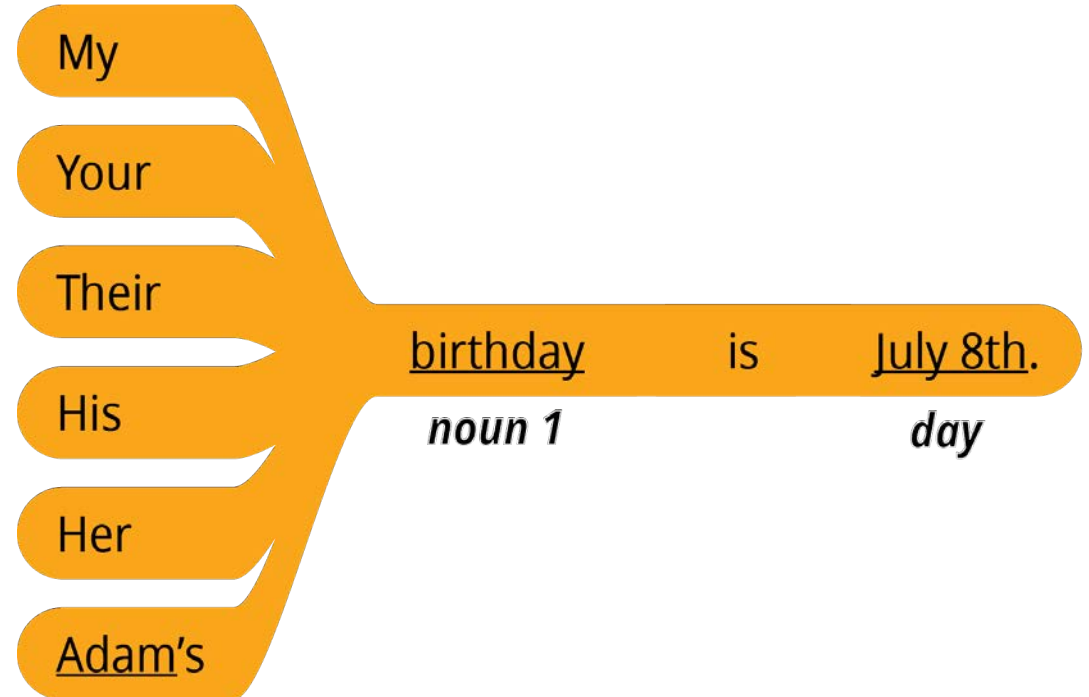
birthday

### Days

January 1st

February 2nd

Answers



# Activity 1: Practice Pattern 2

3–5 minutes

Q: What is your (*noun 2*)?

A: My (*noun 2*) is (\_\_\_\_\_).

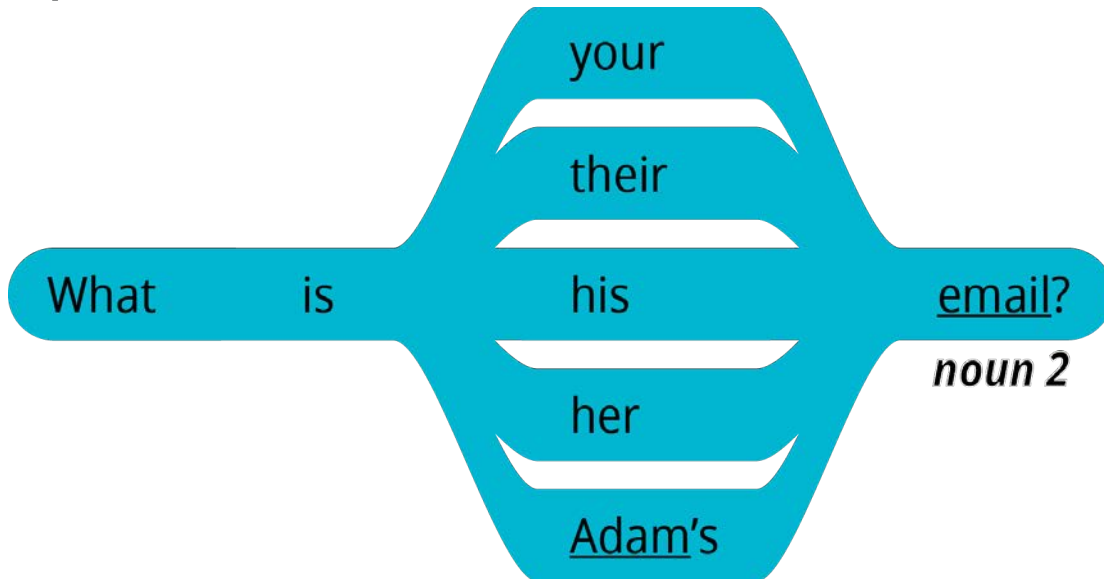
## Nouns 2

address

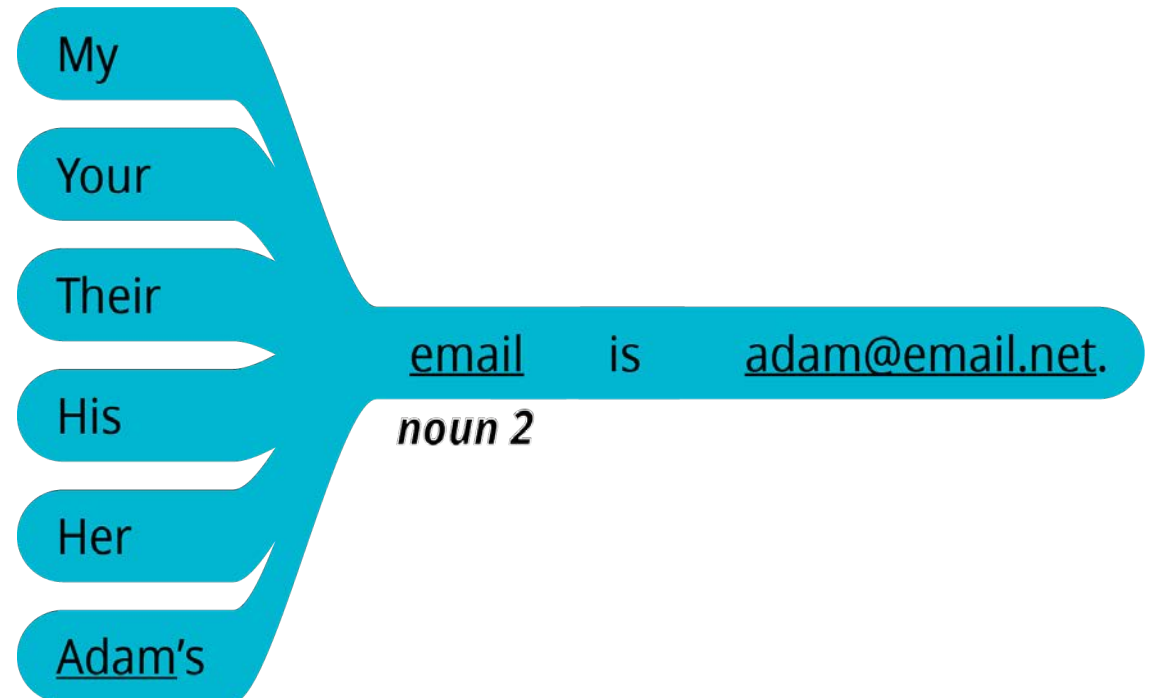
email

phone number

### Questions



### Answers



# Activity 2: Create Your Own Sentences

*10–15 minutes*

Look at the pictures. Ask and answer questions about each person. Take turns.



*10-15 minutes*

## Activity 2: Create Your Own Sentences



**Example: Mei**

**Birthday:** July 1

**Phone Number:**

832-351-9721

**Address:** 278 Main Street

**Email:** mei@email.net

A: When is Mei's  
birthday?

B: Her birthday is July 1st.

A: What is Mei's email?

B: Her email is  
mei@email.net.

*10-15 minutes*

## Activity 2: Create Your Own Sentences

Look at the pictures. Ask and answer questions about each person.  
Take turns.

### Image 1: Hugo



**Birthday:** October 9

**Phone Number:**

919-345-3986

**Address:**

620 Oak Road

**Email:** hugo@email.com

### Image 2: Mari



**Birthday:** August 2

**Phone Number:**

208-377-1984

**Address:**

966 Sunny Drive

**Email:** mari@email.net

*10-15 minutes*

## Activity 2: Create Your Own Sentences

Look at the pictures. Ask and answer questions about each person.  
Take turns.

### Image 1: Jean



**Birthday:** March 7

**Phone Number:**

356-225-8786

**Address:**

22 First Street

**Email:** jj@email.com

### Image 2: Talia



**Birthday:** January 10

**Phone Number:**

660-743-5522

**Address:**

1620 Pine Road

**Email:** talia5@email.net

# Activity 2: Create Your Own Sentences

*10–15 minutes*

Role-play each situation. One person is partner A. The other person is partner B. Switch roles.

*15-20 minutes*

## Activity 3: Create Your Own Conversations

### Example

**Situation:** Partner A works at an airport. Partner B is checking in for a flight. Partner A needs partner B's name, birthday, and phone number.

A: Hello! Welcome to the airport. What is your name?

B: My name is Maria.

A: When is your birthday?

B: My birthday is January 2nd.

A: OK. And what is your phone number?

B: My phone number is 208-991-4433.

A: Thank you!



*15-20 minutes*

# Activity 3: Create Your Own Conversations

## Situation 1



Partner A is a doctor.  
Partner B is at the hospital.  
The doctor needs the patient's name, birthday, phone number, address, and email.

## Situation 2



Partner A and partner B are at a train station.  
Partner B starts a conversation and asks for partner A's phone number and email.

*15-20 minutes*


# Activity 3: Create Your Own Conversations

## Situation 3



Partner A is the boss.  
Partner B is a new employee. The boss needs the new employee's name, phone number, address, and email.

## Situation 4



Partner A is the secretary at a university. Partner B is a new student enrolling in classes at the university. The secretary needs the new student's name, birthday, address, and email.

# Evaluate

*5–10 minutes*

Evaluate your progress on the objectives and your efforts to practice English daily.

## Evaluate

# Evaluate Your Progress

5 minutes

### I can:

   *Say my birthday, phone number, email, and address.*

   *Ask for and say someone's birthday, phone number, and address.*

## Evaluate

# Evaluate Your Efforts

*5 minutes*

### Evaluate your efforts to:

- Study the principle of learning.
- Memorize vocabulary.
- Practice the patterns.
- Practice daily.

**Set a goal:** \_\_\_\_\_ .

**Share your goal with a partner.**

Minimal Effort ●

Moderate Effort ●

Significant Effort ●



# Act in Faith to Study English Daily

**Read the quote aloud with your group.**

“The choices we make determine our destiny.”

*(Thomas S. Monson, “Choices,” Ensign or Liahona, May 2016, 86)*

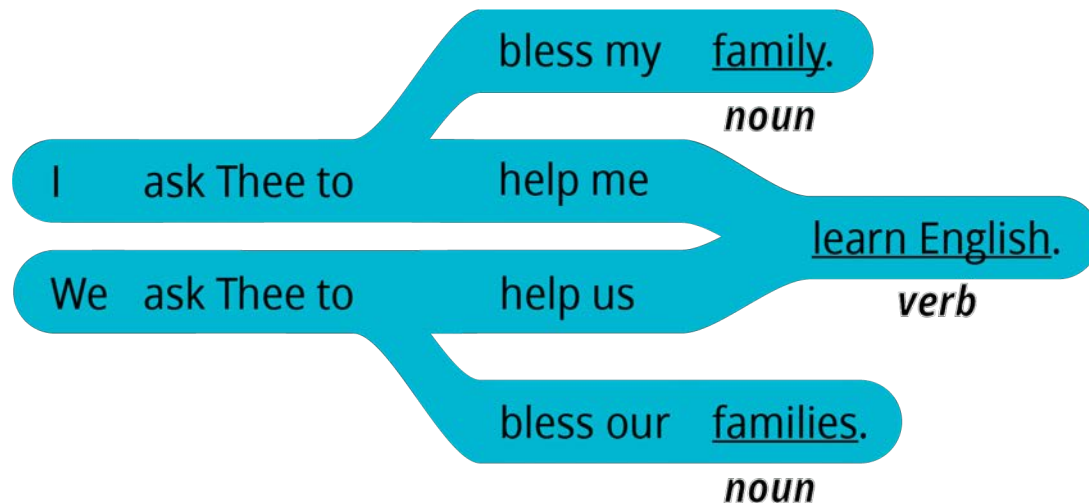


# Closing Prayer

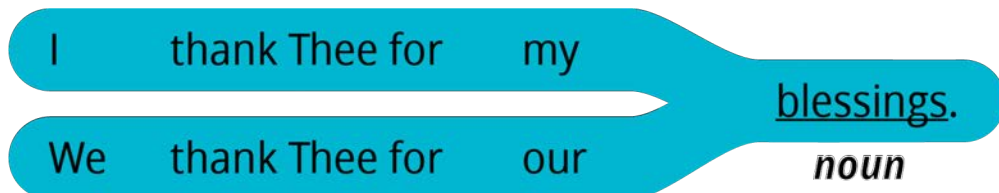
## Closing Prayer

You can use the following vocabulary and patterns to start praying in English.

We thank Thee for our (noun).



We ask Thee to help us (verb).



### Nouns

- blessing
- teacher
- group
- family / families

### Verbs

- learn
- speak
- teach
- bless
- press forward

# Congratulations!

## Preparing for lesson 4

### Hobbies and Interests

- *Study the principle of learning.*
- *Memorize vocabulary.*
- *Practice the patterns.*
- *Practice daily.*



# EnglishConnect

LEARN ENGLISH AND FOSTER FAITH

# Copyright and Licensing

EnglishConnect is a program provided by The Church of Jesus Christ of Latter-day Saints. All rights to EnglishConnect materials are owned or licensed by Intellectual Reserve, Inc. for use by Church units such as stakes, districts, and missions. Any other use of EnglishConnect materials requires prior written permission. To request permission to use EnglishConnect materials, please complete a request form at [Permissions.ChurchofJesusChrist.org](https://Permissions.ChurchofJesusChrist.org).