

English*Connect* 1

A photograph of two women sitting together and looking at a document. The woman on the right is smiling broadly. The image has a green overlay.

Welcome!



Unit 2: Introduction

Lessons 6–9

Describing Family and Things

Objectives

I will learn to:

- Describe my family.
- Identify common items.
- Talk about clothing and colors.
- Express likes and dislikes.
- Apply principles of learning by study and by faith.



Lesson 6

Family

Objective: I will learn to talk about how many people are in a family.

Opening Prayer



Discuss the Principle of Learning You Are a Child of God

20–30 minutes

Read the principle of learning for this lesson aloud.

Discuss the questions.

Lesson: 6

Discuss the Principle of Learning

You Are a Child of God

Read the principle of learning for this lesson aloud.

I am a child of God with eternal potential and purpose.

God is the Father of our spirits, so we call Him Heavenly Father. Your Heavenly Father loves you. He wants you to understand your true identity and your relationship to Him. Through His prophets, God teaches us our true nature. Paul, a prophet in the Bible, taught: “The Spirit itself beareth witness with our spirit, that we are the children of God” (Romans 8:16).

You Are a Child of God

Paul's teachings are true for you. You are a daughter or son of a loving Heavenly Father. You have eternal potential. God has a purpose for your life. As you ask God, He can help you see who you are and who you can become. Whenever you doubt your ability to learn English, remember that you are a child of God. He loves you and wants to help you grow and progress. As you pray and ask for His help, He will help you learn.

Discuss the Principle of Learning
You Are a Child of God

Discuss the questions.

- How would you describe the relationship between a loving father and his child?
- How does knowing you have a loving Heavenly Father influence your feelings about yourself?
- How can you develop your relationship with Heavenly Father?

Activity 1: Practice the Patterns

15–20 minutes

Review the vocabulary list with a partner.

Practice pattern 1 with a partner:

- Practice asking questions.
- Practice answering questions.
- Practice a conversation using the patterns.

Repeat for pattern 2.

Activity 1: Practice the Patterns

Review the vocabulary list with a partner.

3–5 minutes

	Numbers	Nouns	
family	1 – one	husband	child/children
have/has	2 – two	wife	daughter/daughters
How many ... ?	3 – three	father (dad)	son/sons
There are		mother (mom)	boy/boys
.../There is ...		brother/brothers	girl/girls
		sister/sisters	person/people

Activity 1: Practice Pattern 1

3–5 minutes

Questions

How many people are in your family?
noun

their

his

her

Sam's

Answers

There is one person in my family.
number noun

are four people

our

their

his

her

Sam's

Lesson: 6

Q: How many (noun) are in your family?

A: There are (number) (noun) in my family.

Numbers

1 – one

2 – two

3 – three

Nouns

brother /

brothers

sister / sisters

daughter /

daughters

son / sons

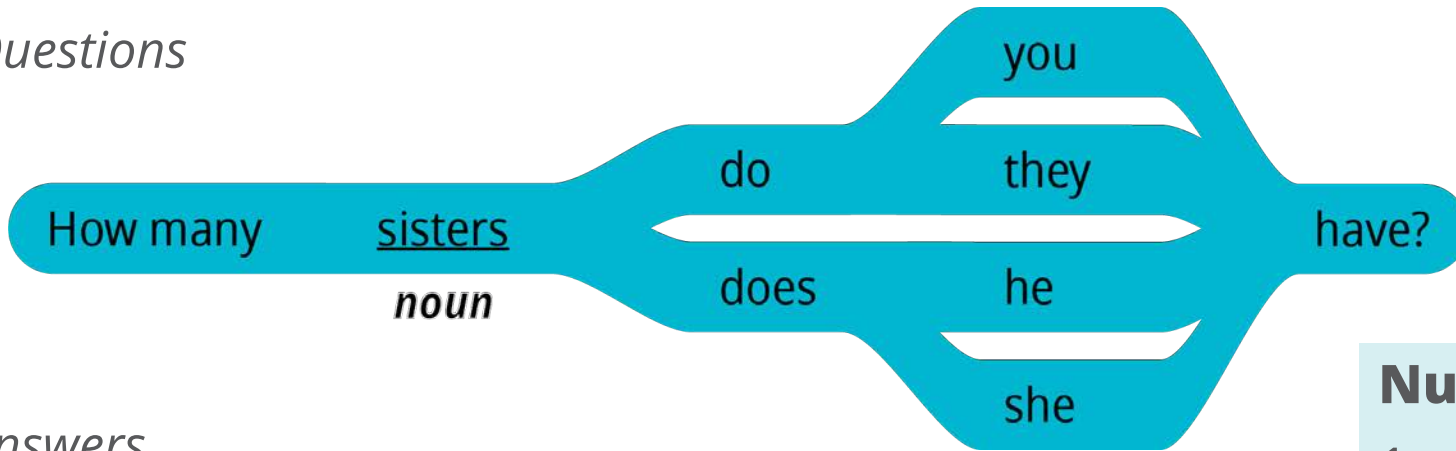
person /

people

Activity 1: Practice Pattern 2

3-5 minutes

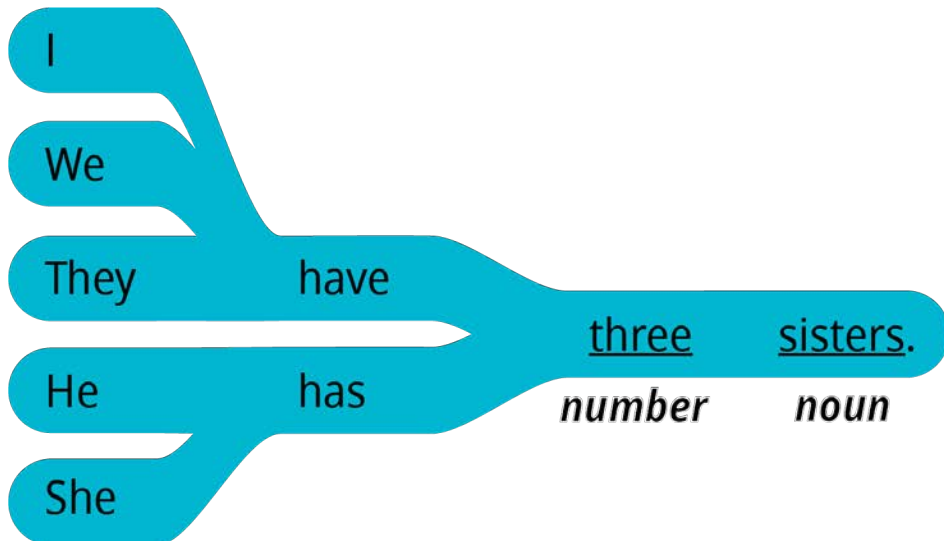
Questions



Q: How many (noun) do you have?

A: I have (number) (noun).

Answers



Numbers

- 1 – one
- 2 – two
- 3 – three

Nouns

- brother / brothers
- sister / sisters
- daughter / daughters
- son/ sons
- person / people

Activity 2: Create Your Own Sentences

10–15 minutes

Look at the pictures. Ask and answer questions about each family. Say as much as you can. Take turns. Switch partners and practice again.

10-15 minutes

Activity 2: Create Your Own Sentences



New Vocabulary:

Who is...

Example: Yuka

A: Who is Yuka?

B: Yuka is the mother.

A: How many people are in
Yuka's family?

B: There are six people in
her family.

A: How many children does
Yuka have?

B: She has three children.

A: How many daughters
does Yuka have?

B: She has two daughters.

A: How many sons are in
her family?

B: She has one son.

10-15 minutes

Activity 2: Create Your Own Sentences

Kalani



Akin



Betty



15-20 minutes

Activity 3: Create Your Own Conversations

Ask and answer questions about the people in your family. Say as much as you can. Take turns. Switch partners and practice again.

Example

A: How many people are in your family?

B: There are six people in my family.

A: How many sisters do you have?

B: I have three sisters.

A: How many children does your sister have?

B: She has six children.

Evaluate

5–10 minutes

Evaluate your progress on the objectives and your efforts to practice English daily.

Evaluate

Evaluate Your Progress

5 minutes

I can:

   *Use family words.*

   *Say how many people are in my family.*

Evaluate

Evaluate Your Efforts

5 minutes

Evaluate your efforts to:

- Study the principle of learning.
- Memorize vocabulary.
- Practice the patterns.
- Practice daily.

Set a goal: _____ .

Share your goal with a partner.

Minimal Effort ●

Moderate Effort ●

Significant Effort ●

Act in Faith to Study English Daily

Read the quote aloud with your group.

“God is our loving Father in Heaven, and He loves all His children perfectly, including you. He loved us before we ever loved Him, and evidence of His love for you is everywhere.”

(God’s Love, ComeUntoChrist.org)

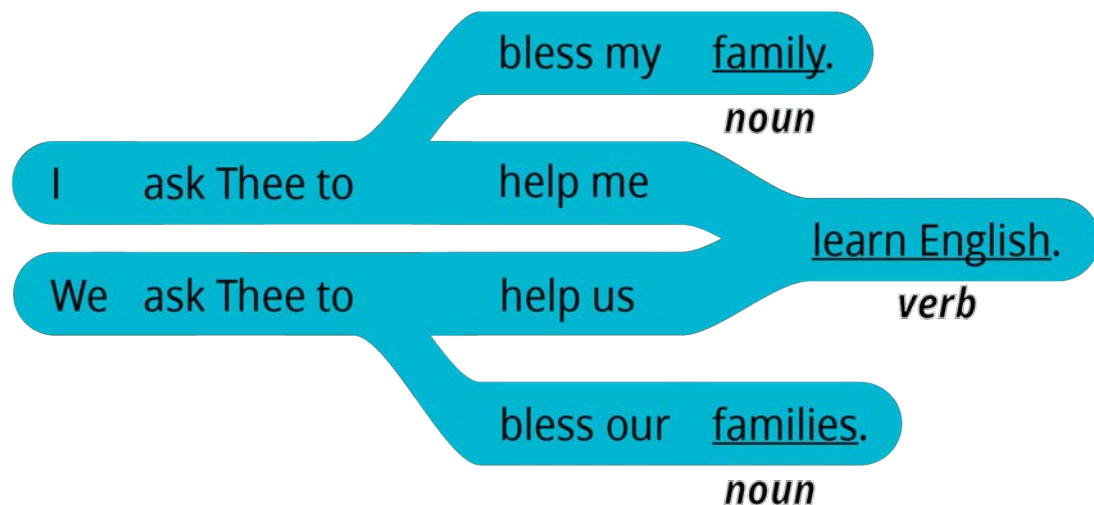


Closing Prayer

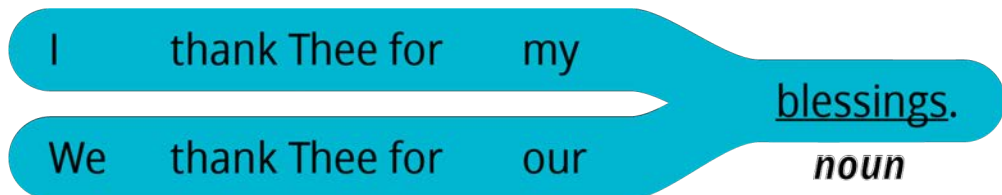
Closing Prayer

You can use the following vocabulary and patterns to start praying in English.

We thank Thee for our (noun).



We ask Thee to help us (verb).



Nouns

- blessing
- teacher
- group
- family / families

Verbs

- learn
- speak
- teach
- bless
- press forward



Congratulations!

Preparing for lesson 7

Family

- *Study the principle of learning.*
- *Memorize vocabulary.*
- *Practice the patterns.*
- *Practice daily.*

EnglishConnect

LEARN ENGLISH AND FOSTER FAITH

Copyright and Licensing

EnglishConnect is a program provided by The Church of Jesus Christ of Latter-day Saints. All rights to EnglishConnect materials are owned or licensed by Intellectual Reserve, Inc. for use by Church units such as stakes, districts, and missions. Any other use of EnglishConnect materials requires prior written permission. To request permission to use EnglishConnect materials, please complete a request form at Permissions.ChurchofJesusChrist.org.