

A photograph of three young women with long dark hair, smiling and talking in a classroom. The image is overlaid with a semi-transparent green filter. The text 'EnglishConnect 2' is written in a white serif font across the top, and 'Welcome!' is written in a white sans-serif font in the lower-left area.

EnglishConnect 2

Welcome!



Lesson 13

Past Experiences

Objective: I will learn to narrate about past experiences.

Opening Prayer



Discuss the Principle of Learning Love and Teach One Another

20–30 minutes

Read the principle of learning for this lesson aloud.

Discuss the questions.

Discuss the Principle of Learning

Love and Teach One Another

English
Connect²

Read the principle of learning for this lesson aloud.

I can learn from the Spirit as I love, teach, and learn with others.

God has great things He wants to teach us. He can increase our capacity to learn truth through His Spirit. We invite the Spirit when we love and listen to each other. God teaches us what it feels like when we are learning by the Spirit:

Love and Teach One Another

“He that receiveth the word by the Spirit of truth receiveth it as it is preached by the Spirit of truth[.] Wherefore, he that preacheth and he that receiveth, understand one another, and both are edified and rejoice together” (Doctrine and Covenants 50:21–22).

Love and Teach One Another

We can know God is teaching us when we feel the Spirit and feel edified. The Spirit brings feelings of love, joy, and peace. Each of us can help create an environment where the Spirit can teach. As we seek to learn by the Spirit, God can help us understand one another and feel joy together. As you learn with your EnglishConnect group, notice when you are learning by the Spirit. Seek to have the Spirit more often.

Discuss the questions.

- When have you felt edified by your experiences in EnglishConnect?
- What can you do to create an environment of learning by the Spirit?

Activity 1: Practice the Patterns

15–20 minutes

Review the vocabulary list with a partner.

Practice pattern 1 with a partner:

- Practice asking questions.
- Practice answering questions.
- Practice a conversation using the patterns.

Repeat for pattern 2.

Activity 1: Practice the Patterns

Review the vocabulary list with a partner.

3–5 minutes

	Verbs Present/Verbs Past		
husband	become/became	graduate/graduated	quit/quit my job
wife	<u>parents</u>	have/had a baby	save/saved money
spouse	begin/began a <u>job</u>	have/had a	start/started a
When did you ... ?	finish/finished <u>high school</u>	<u>challenging</u>	<u>business</u>
What happened?	experience	lose/lost a job	travel/traveled to <u>New York</u>
	get/got a new job	meet/met a <u>friend</u>	turn <u>18</u> /turned <u>18</u>
	get/got married	move/moved	
	go/went to <u>school</u>		

Activity 1: Practice Pattern 1

3–5 minutes

Questions

Q: When did you (verb present)?

A: We (verb past) when we (verb past).

When did you get married?
verb present

Answers

We got married when we finished university.
verb past *verb past*

We got married before we finished university.
verb past *verb past*

We got married after we finished university.
verb past *verb past*

Verbs Present / Past

finish/finished high school

get/got a new job

get/got married

go/went to school

meet/met a friend

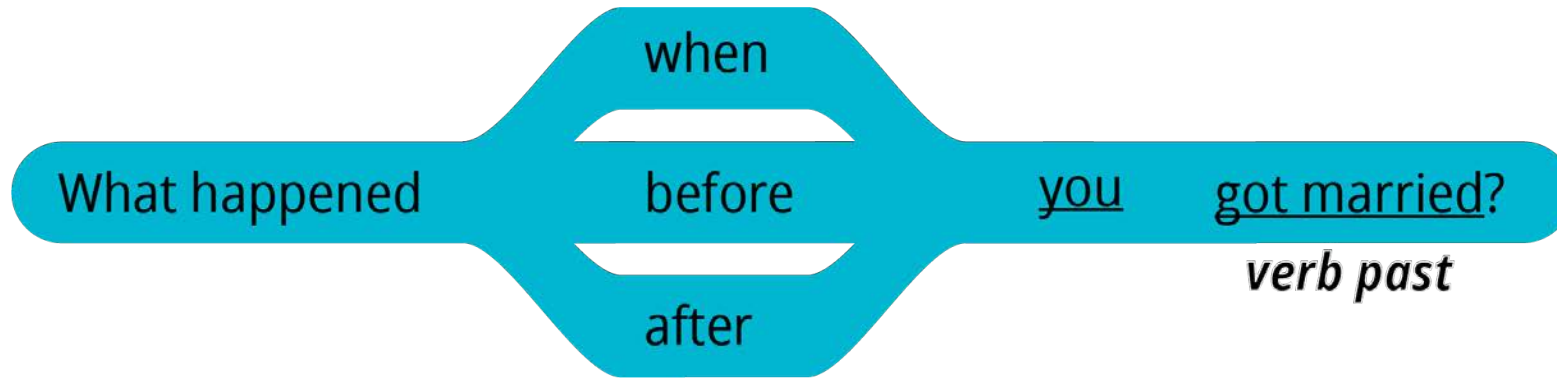
move/moved

turn 18/turned 18

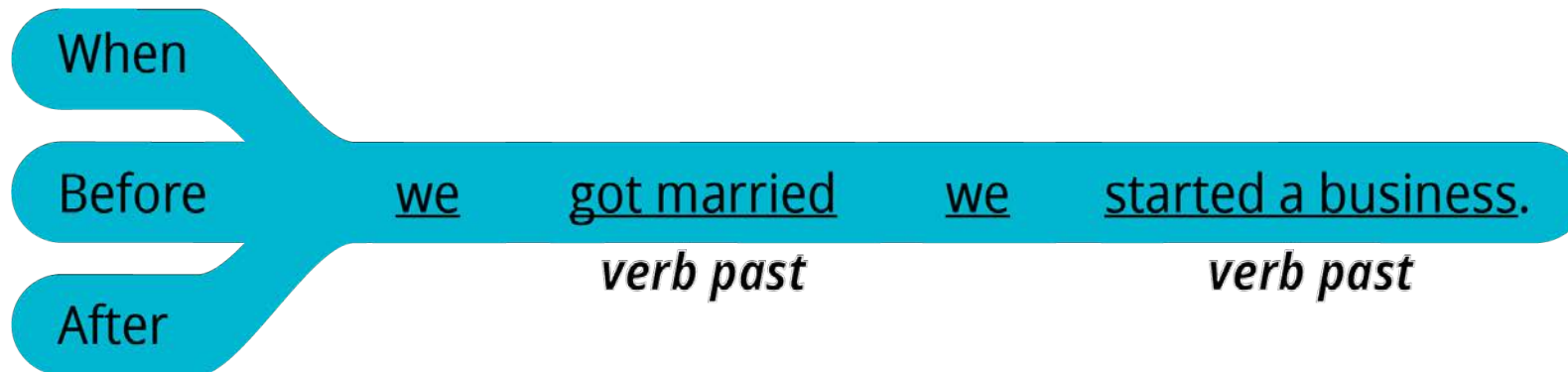
Activity 1: Practice Pattern 2

3–5 minutes

Questions



Answers



EnglishConnect 2

Q: What happened when you (verb past)?

A: When we (verb past), we (verb past).

Verbs Present / Past

finish/finished high school

get/got a new job

go/went to school

meet/met a friend

move/moved

turn 18/turned 18

10-15 minutes

Activity 2: Create Your Own Sentences

Look at the pictures. Ask and answer questions about each person's experiences. Be creative! Take turns.

New Vocabulary

buy/bought a <u>car</u>	
go/went to the <u>beach</u>	
university	

Sara

A: When did Sara buy a new car?

B: She bought a new car after she graduated from university.



graduated



buy a new car

10-15 minutes

Activity 2: Create Your Own Sentences

Carlos



get a new job



move to a different
apartment

Lee



turn 20



travel to
another country

Ji Ah



turn 26



have a baby

Li Family



move to a new city



go to the beach

Activity 3: Create Your Own Conversations

10–15 minutes

Ask and answer questions about important events in your life. You can talk about the important events on the list or think of other events. Say as much as you can. Take turns.

15-20 minutes

Activity 3: Create Your Own Conversations

Example 1

A: When did you finish school?

B: I finished school when I was 19.

A: When did you get your first job?

B: I got my first job after I finished school.

A: What happened when you started your job?

B: When I started my job, I met an important friend.

A: What did you do then?

B: We got married!

15-20 minutes

Activity 3: Create Your Own Conversations

Example 2

A: When I turned 20, I had a challenging experience.

B: What happened?

A: After I got married, we rented a new apartment. Then after we rented a new apartment, I lost my job.

B: Oh wow. That is challenging. What happened after you lost your job?

A: After I lost my job, I started a business.

B: What did you do then?

A: After I started a business, we saved money and then we bought a house.

15-20 minutes

Activity 3: Create Your Own Conversations

Ask and answer questions about important events in your life. You can talk about the important events on the list or think of other events. Say as much as you can. Take turns.

New Vocabulary

rent/rented an apartment	
What did you do then?	

Important Life Events

- Started school
- Finished school
- Began a job
- Met an important person
- Got married
- Had a child
- Moved to a new city
- Went on a trip
- Had a challenging experience

Evaluate

5–10 minutes

Evaluate your progress on the objectives and your efforts to practice English daily.

Evaluate

Evaluate Your Progress

5 minutes

I can:

   *Talk about my past experiences.*

   *Ask and answer questions about others' past experiences.*

Evaluate

Evaluate Your Efforts

5 minutes

Evaluate your efforts to:

- Study the principle of learning.
- Memorize vocabulary.
- Practice the patterns.
- Practice daily.

Set a goal: _____ .

Share your goal with a partner.

Minimal Effort ●

Moderate Effort ●

Significant Effort ●

Act in Faith to Study English Daily

Read the quote aloud with your group.

“My experience has been that the Spirit most often communicates as a feeling. You feel it in words that are familiar to you, that make sense to you, that prompt you.”

(Ronald A. Rasband, “Let the Holy Spirit Guide,” Ensign or Liahona, May 2017, 94)

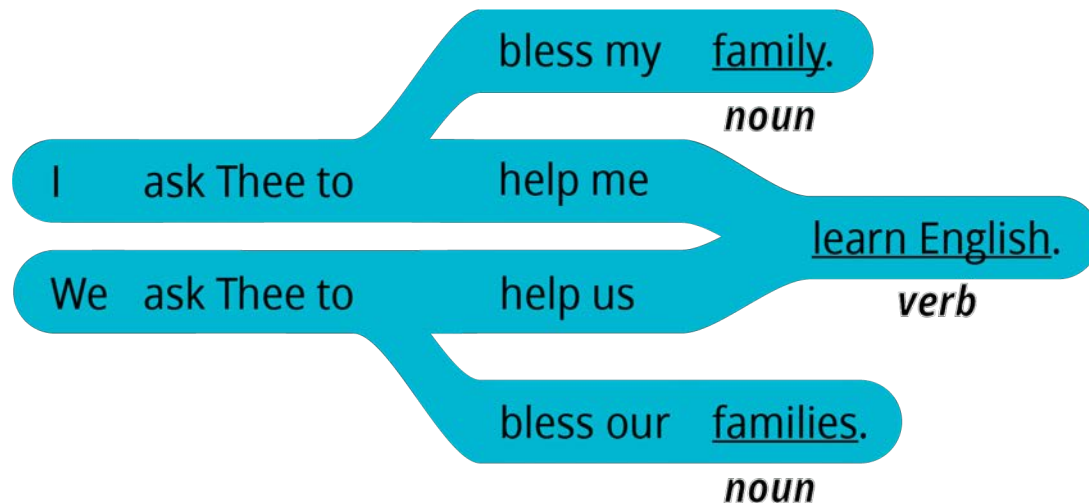


Closing Prayer

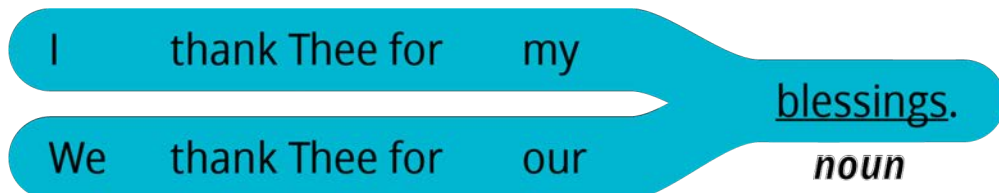
Closing Prayer

Praying in English

We thank Thee for our (noun).



We ask Thee to help us (verb).



Nouns

- blessing
- teacher
- group
- family / families

Verbs

- learn
- speak
- teach
- bless
- press forward



Congratulations!

Preparing for Lesson 14

Shopping for Food

- *Study the principle of learning.*
- *Memorize vocabulary.*
- *Practice the patterns.*
- *Practice daily.*

Unit 3: Conclusion

Lessons 10–13

Talking about My Routines

You have completed unit 3! You can now talk about a wide variety of topics in the present and in the past. Don't be satisfied with what you already know. You have the potential to learn much more. "Ask, and it shall be given unto you; seek, and ye shall find; knock, and it shall be opened unto you" (3 Nephi 14:7).

Evaluate Your Progress

I can:

   Describe my routines.

   Describe past experiences.

EnglishConnect

LEARN ENGLISH AND FOSTER FAITH

Copyright and Licensing

EnglishConnect is a program provided by The Church of Jesus Christ of Latter-day Saints. All rights to EnglishConnect materials are owned or licensed by Intellectual Reserve, Inc. for use by Church units such as stakes, districts, and missions. Any other use of EnglishConnect materials requires prior written permission. To request permission to use EnglishConnect materials, please complete a request form at Permissions.ChurchofJesusChrist.org.