

A photograph of three young women with long dark hair, smiling and talking in a classroom. The image is overlaid with a semi-transparent green filter. The woman on the left is partially visible, looking towards the other two. The woman in the middle is looking towards the woman on the right. The woman on the right is looking towards the camera with a smile.

English*Connect* 2

Welcome!



Lesson 17

In the Community

Objective: I will learn to describe future events and make invitations.

Opening Prayer



Discuss the Principle of Learning

Press Forward

20–30 minutes

Read the principle of learning for this lesson aloud.

Discuss the questions.

Press Forward

Read the principle of learning for this lesson aloud.

With God's help, I can press forward even when I face obstacles.

We read about a woman named Ruth in the scriptures who had many challenges. Her husband died, and she did not have children. Her mother-in-law, Naomi, planned to return to her country and told Ruth to stay behind, but Ruth replied,

Discuss the Principle of Learning

Press Forward

“Wither thou goest, I will go; and where thou lodgest, I will lodge; thy people shall be my people, and thy God, my God. ... [Naomi] saw that [Ruth] was steadfastly minded to go with her” (Ruth 1:16, 18).

Press Forward

Ruth was determined and faithful. Ruth chose to stay with Naomi and live in a foreign place, far from her family and culture. She chose to be faithful to her new religion. Things were very difficult for Ruth and Naomi. They were very poor and struggled to have enough to eat. Ruth kept moving forward with trust in God, and she took care of Naomi. God saw her struggle and blessed her efforts. After some time, Ruth married again, had children, and had enough food for her family. You can trust God like Ruth did. You can press forward with faith even when things are difficult.

Discuss the questions.

- How can you relate to Ruth's experiences?
- How can you press forward with hope in God?
- How does this apply to your experience learning English?

Activity 1: Practice the Patterns

15–20 minutes

Review the vocabulary list with a partner.

Practice pattern 1 with a partner:

- Practice asking questions.
- Practice answering questions.
- Practice a conversation using the patterns.

Repeat for pattern 2.

Activity 1: Practice the Patterns

Review the vocabulary list with a partner.

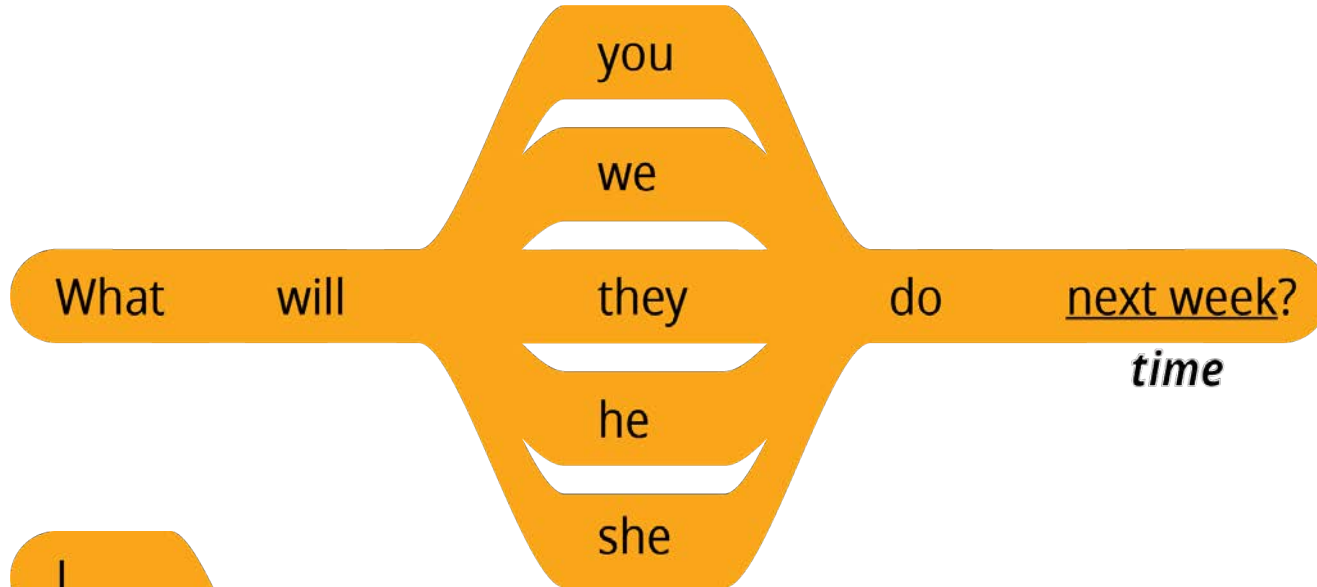
3–5 minutes

	Verbs	Nouns	Time
What will you do?	attend a <u>party</u>	celebration	at <u>8:00</u>
	do a <u>service project</u>	food	in a few <u>days</u>
I will ...	go to a <u>concert</u>	game	in <u>two days</u>
	play <u>soccer</u>	parade	next <u>week</u>
	run a race	party	on <u>Friday</u>
	watch a <u>movie</u>	church	
		park	
		stadium	

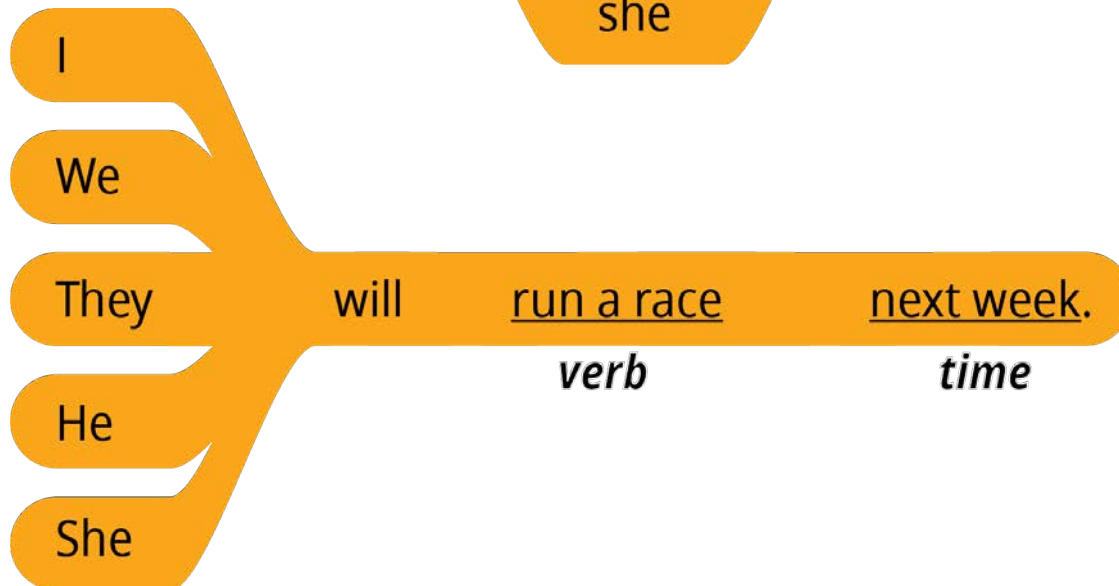
Activity 1: Practice Pattern 1

3–5 minutes

Questions



Answers



EnglishConnect 2

Q: What will you do
(time)?

A: I will (verb) (time).

Verbs

do a service project

go to a concert

play soccer

watch a movie

Time

at 8:00

in two days

on Friday

Activity 1: Practice Pattern 2

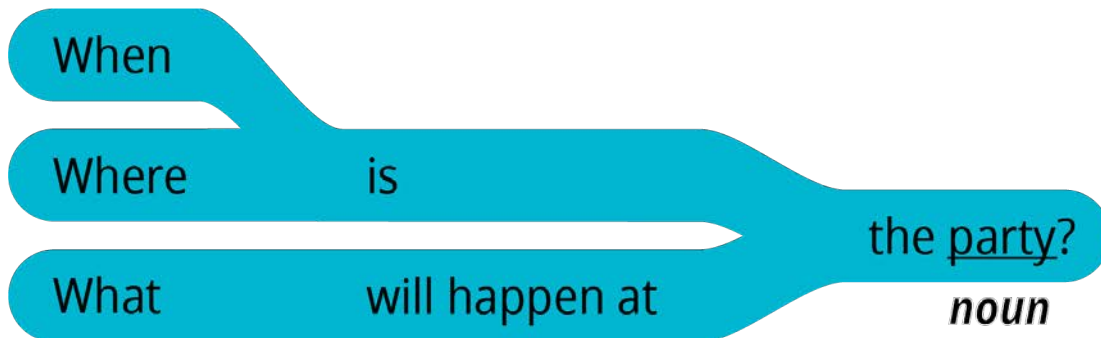
3–5 minutes

Q: When is the (noun)?

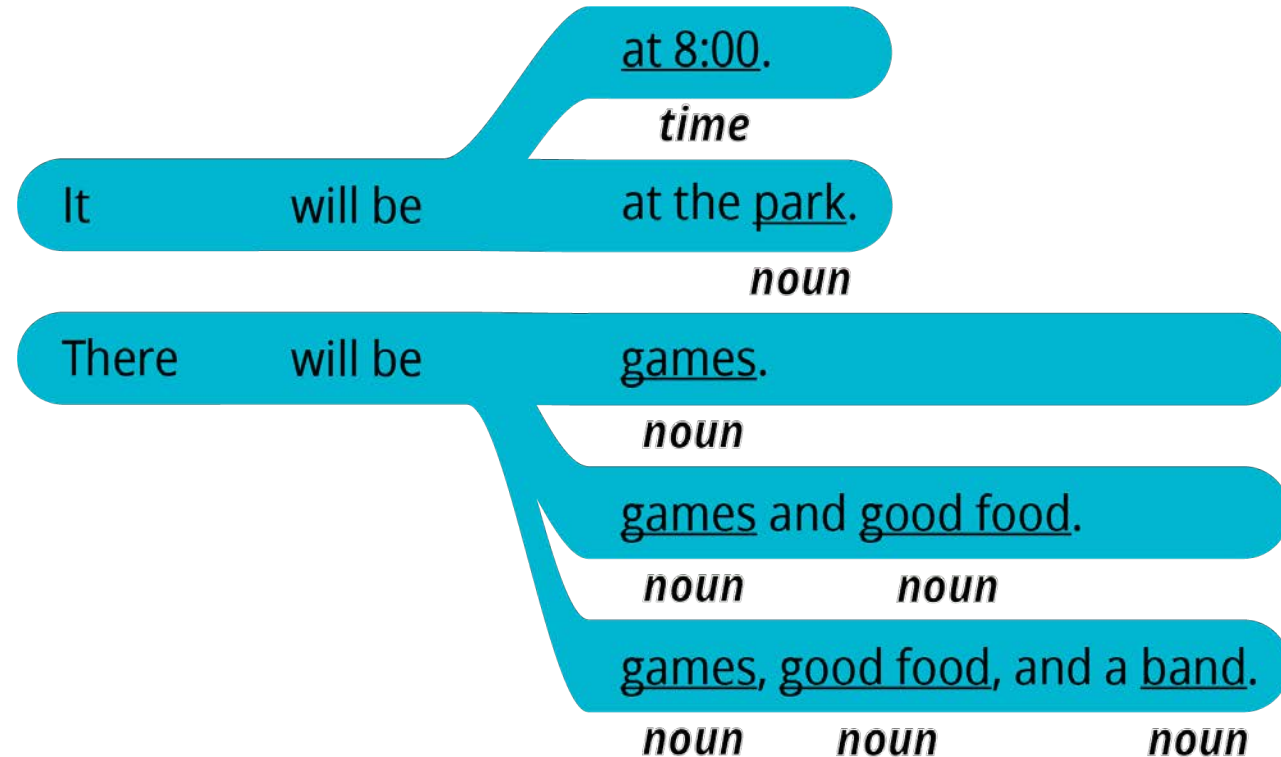
A: It will be at (time). There will be (noun).

Nouns	park	Time
celebration	stadium	at <u>8:00</u>
church		on <u>Friday</u>

Questions



Answers



10-15 minutes

Activity 2: Create Your Own Sentences

Role-play. Partner A asks questions about the event. Partner B answers questions and invites Partner A to the event. Switch roles.


New Vocabulary

Do you want to come to the <u>concert</u> with me?	
How much is it?	

10-15 minutes

Activity 2: Create Your Own Sentences

Example



A: What will you do on Thursday?

B: I will go to a concert.

A: Where is the concert?

B: It will be at South Stadium.

A: When is the concert?

B: It's at 8:00 p.m.

A: What will happen at the concert?

B: There will be a special performance. Do you want to come to the concert with me?

A: Yes! How much is it?

B: It's 15 dollars.

Event: Concert

Time: 9:00 p.m.

Day: Thursday

Date: September 14

Cost: \$15

Location: South Stadium

Details: A band will play music. There will be a special performance.

10-15 minutes

Activity 2: Create Your Own Sentences

Event: Soccer Game

Time: 7:00 p.m.

Day: Saturday

Date: June 21

Cost: \$22

Location: City Stadium

Details: Paint your face. There will be prizes for the best face paint. You can buy food and drinks.

Event: Charity Lunch

Time: 12:00 p.m.

Day: Friday

Date: May 4

Cost: \$50

Location: City Hall

Details: There will be a fundraiser. The mayor will speak. There will be lunch.

Event: School Picnic

Time: 6:00 p.m.

Day: Monday

Date: August 20

Cost: Free

Location: Lakeview Park

Details: There will be games. The children will meet their teachers. There will be food.

Activity 3: Create Your Own Conversations

10–15 minutes

Ask and answer questions about an event. Use an event from the list or an event happening in your life. Say as much as you can. Take turns.

15-20 minutes

Activity 3: Create Your Own Conversations



Example

A: What will you do next week?

B: I will attend a church event.

A: When is the church event?

B: It is on Tuesday at 6:30 p.m.

A: Where is the church event?

B: It is at the church on Meadow Parkway.

A: What will happen at the church event?

B: There will be a speaker, a piano performance, and food.

15-20 minutes

Activity 3: Create Your Own Conversations

Events List

birthday party	
church event	
community service project	
dance party	
festival	
fundraiser	
performance	
picnic	
wedding	

Evaluate

5–10 minutes

Evaluate your progress on the objectives and your efforts to practice English daily.

Evaluate

Evaluate Your Progress

5 minutes

I can:

   *Ask about future events.*

   *Talk about future events.*

   *Make invitations.*

Evaluate

Evaluate Your Efforts

5 minutes

Evaluate your efforts to:

- Study the principle of learning.
- Memorize vocabulary.
- Practice the patterns.
- Practice daily.

Set a goal: _____ .

Share your goal with a partner.

Minimal Effort ●

Moderate Effort ●

Significant Effort ●

Act in Faith to Study English Daily

Read the quote aloud with your group.

“I testify that as we continually strive to overcome our challenges, God will bless us. ... He will do for us what we are not capable of doing for ourselves.”

(Ulisses Soares, “Take Up Our Cross,” Ensign or Liahona, Nov. 2019, 114)

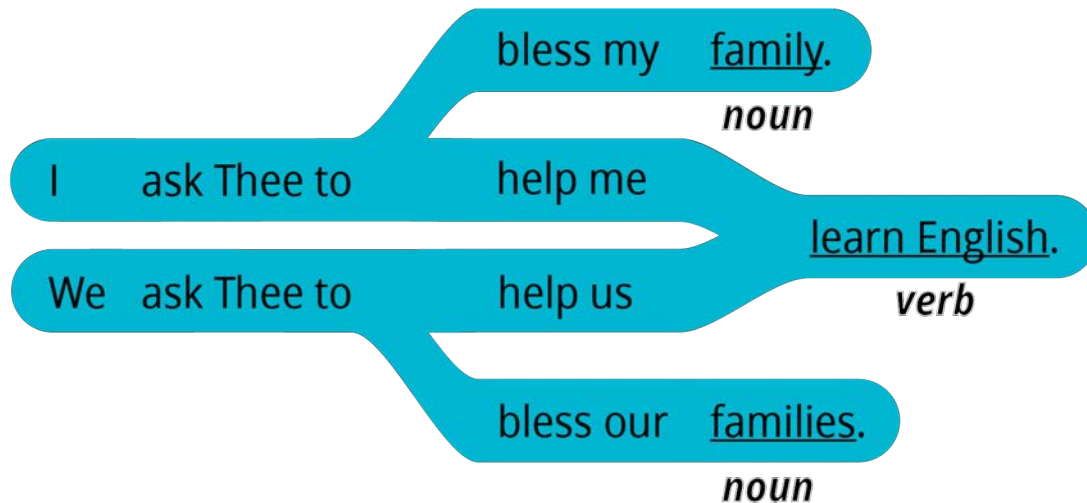


Closing Prayer

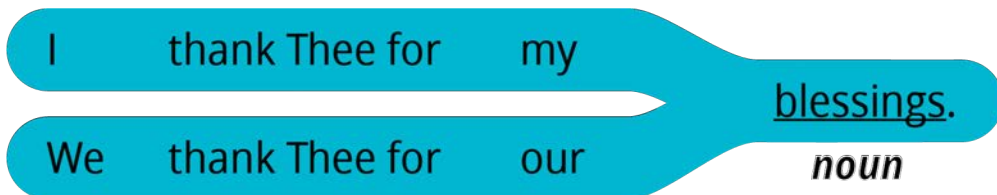
Closing Prayer

Praying in English

We thank Thee for our (noun).



We ask Thee to help us (verb).



Nouns

- blessing
- teacher
- group
- family / families

Verbs

- learn
- speak
- teach
- bless
- press forward

Congratulations!

Preparing for Lesson 18

Holidays

- *Study the principle of learning.*
- *Memorize vocabulary.*
- *Practice the patterns.*
- *Practice daily.*



Unit 4: Conclusion

Lessons 14–17

Talking about My Community




Look how far you've come! You are more than halfway through EnglishConnect 2. Reflect on how much you've learned. You can talk about events in the past, present, and future. That is amazing! Keep doing your best and partner with God as you continue learning English.

Evaluate Your Progress

I can:

   Describe things for sale.

   Give directions.

   Describe future events.

EnglishConnect

LEARN ENGLISH AND FOSTER FAITH

Copyright and Licensing

EnglishConnect is a program provided by The Church of Jesus Christ of Latter-day Saints. All rights to EnglishConnect materials are owned or licensed by Intellectual Reserve, Inc. for use by Church units such as stakes, districts, and missions. Any other use of EnglishConnect materials requires prior written permission. To request permission to use EnglishConnect materials, please complete a request form at Permissions.ChurchofJesusChrist.org.