

A photograph of three young women with long dark hair, smiling and talking in a classroom. The image is overlaid with a semi-transparent green filter. The woman on the left is partially visible, looking towards the other two. The woman in the middle is looking towards the woman on the right. The woman on the right is looking towards the camera with a smile.

English*Connect* 2

Welcome!



Lesson 2

Introductions

Objective: I will learn to talk about where someone is from and what they like to do.

Opening Prayer



Discuss the Principle of Learning

Exercise Faith in Jesus Christ

20–30 minutes

Read the principle of learning for this lesson aloud.

Discuss the questions.

Discuss the Principle of Learning

Exercise Faith in Jesus Christ

English
Connect 2

Read the principle of learning for this lesson aloud.

Jesus Christ can help me do all things as I exercise faith in Him.

Jesus Christ is the Son of God. God sent Jesus to teach us and help us. Jesus teaches us how to live true to our potential as God's children. Jesus has the power to help us overcome our weaknesses and our challenges. He taught us:

Exercise Faith in Jesus Christ

“If ye have faith as a grain of mustard seed, ye shall say unto this mountain, Remove hence to yonder place; and it shall remove; and nothing shall be impossible unto you” (Matthew 17:20).

Exercise Faith in Jesus Christ

You may feel that learning English is a huge mountain—an impossible task. But as you exercise even a small amount of faith in Jesus Christ, your faith will grow. Your growing faith in Him will help you overcome your challenges.

Discuss the questions.

- What are some of the challenges you may face in learning English?
- What are some ways you can grow your faith in Jesus Christ?

Activity 1: Practice the Patterns

15–20 minutes

Review the vocabulary list with a partner.

Practice pattern 1 with a partner:

- Practice asking questions.
- Practice answering questions.
- Practice a conversation using the patterns.

Repeat for pattern 2.

Activity 1: Practice the Patterns**Review the vocabulary list with a partner.***3–5 minutes***Nouns**

Brazil

Ghana

India

Japan

Mexico

South Korea

Tonga

Verbs

cook

play soccerplay violin

run

sew

shop

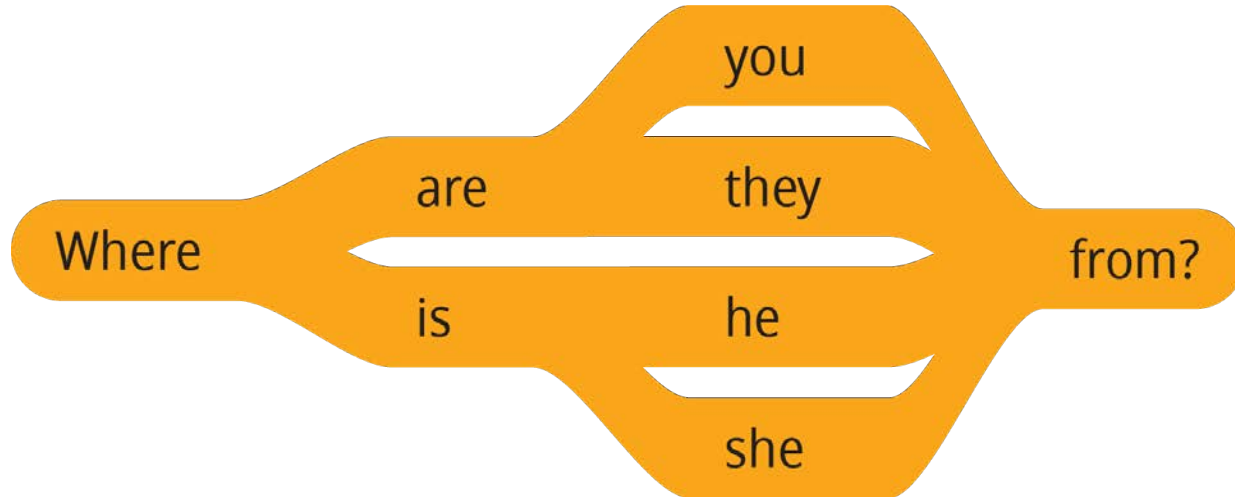
sing

watch shows

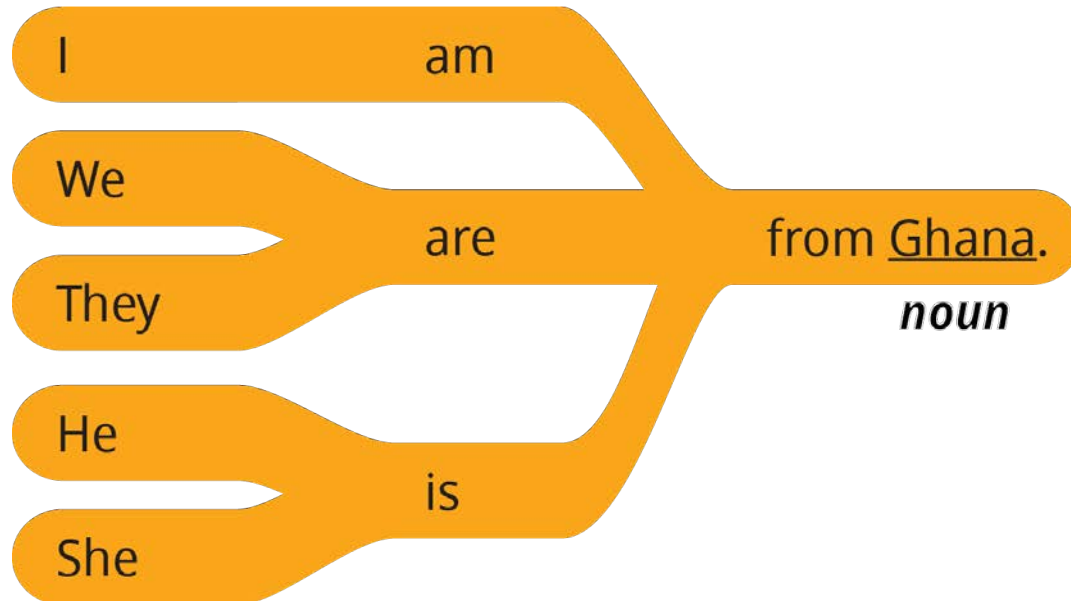
Activity 1: Practice Pattern 1

3–5 minutes

Questions



Answers



EnglishConnect 2

Q: Where are you from?

A: I am from (noun).

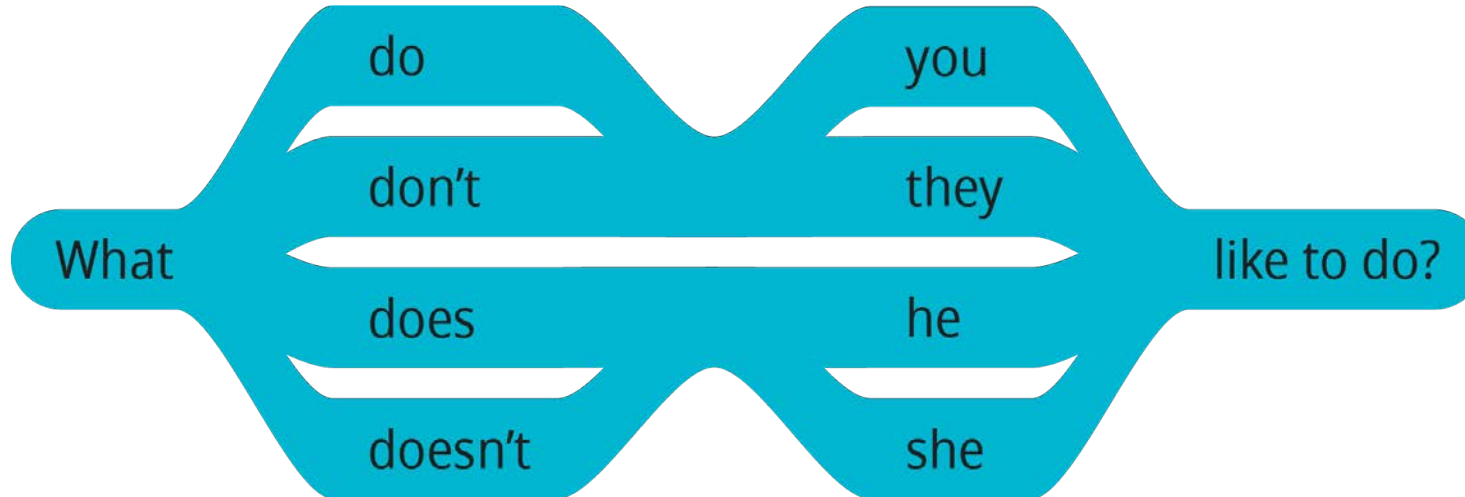
Nouns

Brazil
Ghana
India
Japan
Mexico
South Korea
Tonga


Activity 1: Practice Pattern 2

3–5 minutes

Questions



Answers



Lesson: 2

EnglishConnect 2

Q: What do you like to do?

A: I like to (verb).

Verbs

cook
play soccer
play violin
sew
shop
sing
watch shows

Activity 2: Create Your Own Sentences

10–15 minutes

Look at the pictures. Ask and answer questions about each person's name and where they are from. Talk about what they like and don't like to do. Use patterns from this lesson and lesson 1. Be creative! Take turns.

10-15 minutes

Activity 2: Create Your Own Sentences

Example: Raul



A: What's his name?

B: He is Raul.

A: Where is he from?

B: He is from Chile.

A: What does he like to do?

B: He likes to play soccer.

A: What doesn't he like to do?

B: He doesn't like to shop.

Cho & Ji-Hu




Heather



Kota



Sasha & Levi



15-20 minutes

Activity 3: Create Your Own Conversations

Ask and answer questions about things you like and don't like to do. Say as much as you can. Take turns.

Example

A: What do you like to do?

B: I like to travel. Do you like to travel?

A: No, I don't like to travel. What don't you like to do?

B: I don't like to watch sports. Do you like to watch sports?

A: Yes, I like to watch sports.

Evaluate

5–10 minutes

Evaluate your progress on the objectives and your efforts to practice English daily.

Evaluate

Evaluate Your Progress

5 minutes

I can:

   *Ask where others are from.*

   *Say where I and others are from.*

   *Ask others what they like and don't like to do.*

   *Talk about what I and others like and don't like to do.*

Evaluate

Evaluate Your Efforts

5 minutes

Evaluate your efforts to:

- Study the principle of learning.
- Memorize vocabulary.
- Practice the patterns.
- Practice daily.

Set a goal: _____ .

Share your goal with a partner.

Minimal Effort ●

Moderate Effort ●

Significant Effort ●

Act in Faith to Study English Daily

Read the quote aloud with your group.

“Start today to increase your faith. Through your faith, Jesus Christ will increase your ability to move the mountains in your life [see 1 Nephi 7:12], even though your personal challenges may loom as large as Mount Everest.”

(Russell M. Nelson, “Christ Is Risen; Faith in Him Will Move Mountains,” Liahona, May 2021, 102–3)

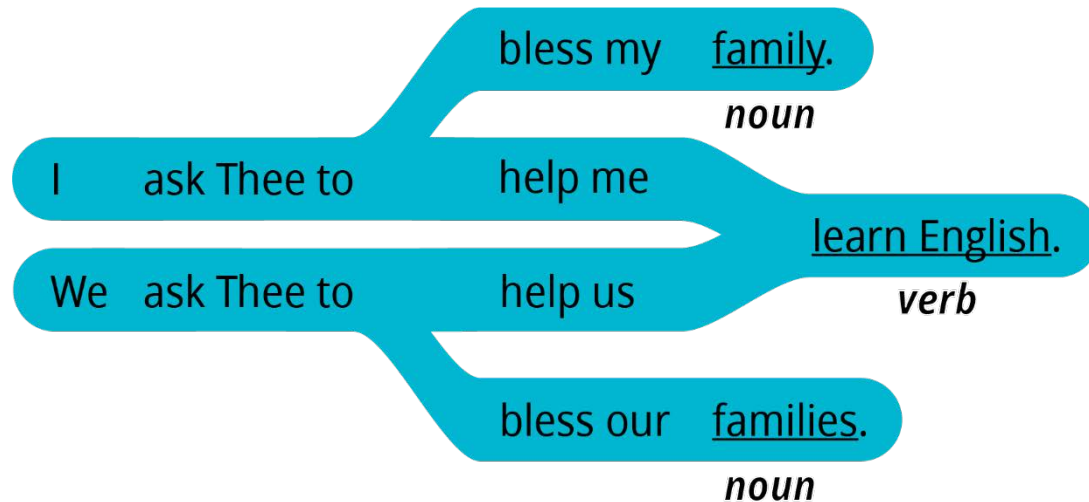


Closing Prayer

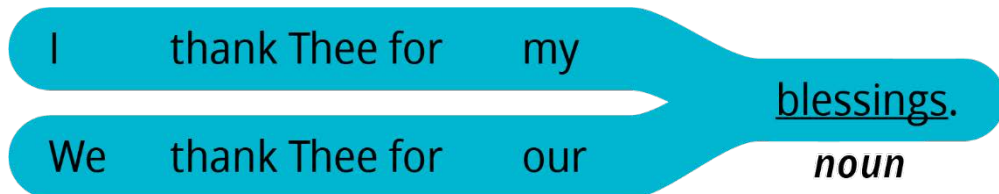
Closing Prayer

Praying in English

We thank Thee for our (noun).



We ask Thee to help us (verb).



Nouns

- blessing
- teacher
- group
- family / families

Verbs

- learn
- speak
- teach
- bless
- press forward



Congratulations!

Preparing for lesson 3

Interests

- *Study the principle of learning.*
- *Memorize vocabulary.*
- *Practice the patterns.*
- *Practice daily.*

EnglishConnect

LEARN ENGLISH AND FOSTER FAITH

Copyright and Licensing

EnglishConnect is a program provided by The Church of Jesus Christ of Latter-day Saints. All rights to EnglishConnect materials are owned or licensed by Intellectual Reserve, Inc. for use by Church units such as stakes, districts, and missions. Any other use of EnglishConnect materials requires prior written permission. To request permission to use EnglishConnect materials, please complete a request form at Permissions.ChurchofJesusChrist.org.