

A photograph of three young women with long dark hair, smiling and talking in a classroom. The image is overlaid with a semi-transparent green filter. The text 'EnglishConnect 2' is written in a white serif font across the top, and 'Welcome!' is written in a white sans-serif font in the lower-left area.

EnglishConnect 2

Welcome!

EnglishConnect 2



Lesson 25

Review

Objective: I will review EnglishConnect 2 and reflect on my experience.

Opening Prayer



Discuss the Principle of Learning

Learn by Study and by Faith

20–30 minutes

Read the principle of learning for this lesson aloud.

Discuss the questions.

Discuss the Principle of Learning

Learn by Study and by Faith

Read the principle of learning for this lesson aloud.

I can rely on God to seek learning by study and by faith.

The Lord has given us a pattern for learning:

“Seek ye diligently and teach one another words of wisdom; yea, seek ye out of the best books words of wisdom; seek learning, even by study and also by faith” (Doctrine and Covenants 88:118)

Discuss the Principle of Learning

Learn by Study and by Faith

Reflect on your experiences in EnglishConnect. How have you applied this pattern? Reflect on the principles of learning and statements we have learned together:

You Are a Child of God

*"I believe I am a child of God,
with eternal potential and
purpose."*

Exercise Faith in Jesus Christ

*"Jesus Christ can help me do
all things as I exercise faith in
Him."*

Take Responsibility

*"I have the power to choose,
and I am responsible for my
own learning."*

Love and Teach One Another

*"I can learn from the Spirit as I
love, teach, and learn with
others."*

Press Forward

*"With God's help, I can press
forward even when I face
obstacles."*

Counsel with the Lord

*"I improve my learning by
counseling with the Lord
daily about my efforts."*

Learn by Study and by Faith

Your time with the EnglishConnect group may be ending, but there are many more things God wants you to learn and experience. Your Heavenly Father loves you and wants to help you achieve your divine potential. You can rely on God and continue to “seek learning, even by study and also by faith.”

Discuss the Principle of Learning

Learn by Study and by Faith

Discuss the questions.

- How have you experienced God's love and help in learning English?
- How have you applied the principles of learning in EnglishConnect?
- How will you apply these principles of learning in other parts of your life?

Activity 1: Create Your Own Conversations

10-15 minutes

Look at the pictures. Ask and answer questions about each family. Say as much as you can. Be creative! Take turns.

10-15 minutes

Activity 1: Create Your Own Conversations



Example

A: How many grandchildren does he have?

B: He has two grandchildren.

A: Tell me about his daughter-in-law.

B: She is thirty years old, short, intelligent, and thoughtful.

A: How are the grandfather and the grandmother different?

B: The grandfather is more generous than the grandmother.

A: How are this sister and that sister different?

B: This sister is older. That sister is younger.

10-15 minutes

Activity 1: Create Your Own Conversations

Look at the pictures. Ask and answer questions about each family. Say as much as you can. Be creative! Take turns.

Image 1



Image 2



Image 3



Image 4



Activity 2: Create Your Own Conversations

10–15 minutes

Role-play. Partner B attended the event in the picture. Partner A asks questions about the event. Say as much as you can. Be creative! Switch roles.

10-15 minutes

Activity 2: Create Your Own Conversations



Example

A: Where were you last night?

B: I was at a birthday party.

A: How was the birthday party?

B: It was fun. I had a wonderful time. There were lots of gifts.

A: What did you do?

B: We listened to music, danced, and shared memories.

A: Was there cake at the birthday party?

B: Yes, there was cake!

10-15 minutes

Activity 2: Create Your Own Conversations

Role-play. Partner B attended the event in the picture. Partner A asks questions about the event. Say as much as you can. Be creative! Switch roles.

Image 1



Image 2



Image 3




Image 4



15-20 minutes

Activity 3: Create Your Own Conversations

Part 1

Role-play. Partner B is planning an event in your community. Partner A asks questions to help plan the event. Be creative! Switch roles.

Example



A: What will we do?

B: We will have a celebration.

A: OK! What will happen at the celebration?

B: It will be a celebration of our city. There will be games, snacks, a band, and fireworks.

A: Who will be there?

B: People from our community.

A: What day will it be?

B: It will be on August 1st.

A: When is it going to be?

B: It's going to start at 6:30 p.m. It's going to end after midnight.

15-20 minutes

Activity 3: Create Your Own Conversations

Part 2

Role-play. Partner A invites partner B to the event you planned in part 1. Ask and answer follow-up questions. Partner B cannot attend. Be creative! Switch roles.

Example

A: Do you want to come to a celebration with me?

B: When is it?

A: It's on Friday, May 10th at 6:30 p.m.

B: What will happen at the celebration?

A: There will be fireworks and games.

B: Sorry, I can't come to the celebration because I need to study for a test.

A: Can you please come to the celebration with me?

B: No, I can't come because I have to get a good grade on my test.

Reflection

5-10 minutes

Congratulations! You have come a long way. We are proud of all the effort and time you have put into learning English.

Reflect on your experience in EnglishConnect 2 and set goals for the future.

- Share three things you learned that were most helpful to you.
- How will you continue improving your English?
- Think about the principles of learning. How can you apply these principles to your life?

Act in Faith to Study English Daily

Read the quote aloud with your group.

“Get all of the education that you can. ... Education is the key which will unlock the door of opportunity for you. It is worth sacrificing for. It is worth working at, and if you educate your mind and your hands, you will be able to make a great contribution to the society of which you are a part, and you will be able to reflect honorably on the Church of which you are a member.”

(Teachings of Presidents of the Church: Gordon B. Hinckley [2016], 241)



Unit 6: Conclusion

Lessons 22–25

Describing Special Occasions

Congratulations! You have finished EnglishConnect 2. You can now have conversations with English speakers about a variety of topics. Always continue learning. Use what you learn to improve your life and others' lives. As you continue learning by study and by faith, the Lord will bless you.

Evaluate Your Progress

I can:

   Describe future events.

   Describe past events.

   Describe my future goals.

Your Next Step

Now that you have completed EnglishConnect 2, consider continuing to EnglishConnect 3. To learn more, visit join.englishconnect.org.

Not ready to start EnglishConnect 3? Continue learning English in EnglishConnect 2.

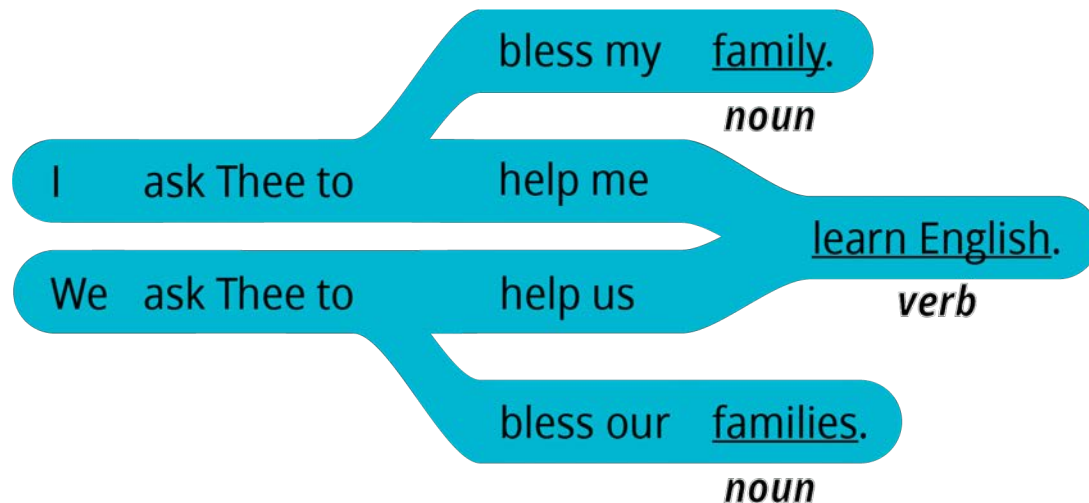
Whatever you do next, remember that you are child of God and He can help you progress.

Closing Prayer

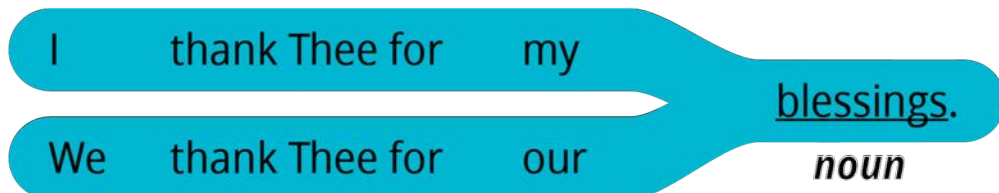
Closing Prayer

Praying in English

We thank Thee for our (noun).



We ask Thee to help us (verb).



Nouns

- blessing
- teacher
- group
- family / families

Verbs

- learn
- speak
- teach
- bless
- press forward

EnglishConnect

LEARN ENGLISH AND FOSTER FAITH

Copyright and Licensing

EnglishConnect is a program provided by The Church of Jesus Christ of Latter-day Saints. All rights to EnglishConnect materials are owned or licensed by Intellectual Reserve, Inc. for use by Church units such as stakes, districts, and missions. Any other use of EnglishConnect materials requires prior written permission. To request permission to use EnglishConnect materials, please complete a request form at Permissions.ChurchofJesusChrist.org.