

A photograph of three young women with long dark hair, smiling and talking in a classroom. The image is overlaid with a semi-transparent green filter. The text 'EnglishConnect 2' is written in a white serif font across the top, and 'Welcome!' is written in a white sans-serif font in the lower-left area.

EnglishConnect 2

Welcome!



Lesson 4

Family and Friends

Objective: I will learn to describe extended family members

Opening Prayer



Discuss the Principle of Learning Love and Teach One Another

20–30 minutes

Read the principle of learning for this lesson aloud.

Discuss the questions.

Discuss the Principle of Learning

Love and Teach One Another

English
Connect 2

Read the principle of learning for this lesson aloud.

I can learn from the Spirit as I love, teach, and learn with others.

In EnglishConnect, we know that God is the true teacher, and He teaches us through His Spirit. The Spirit brings feelings of joy, peace, and love. The Spirit helps us understand truth and can increase our capacity to learn. One way that we invite the Spirit to be with us is by loving, teaching, and learning together.

Love and Teach One Another

The prophet Alma from the Book of Mormon was responsible for teaching the people. He divided the people into groups and chose a leader for each group. Alma taught them:

“The preacher was no better than the hearer, neither was the teacher any better than the learner; and thus they were all equal” (Alma 1:26).

Discuss the Principle of Learning

Love and Teach One Another

In EnglishConnect, we believe that teachers and learners are equally important. We are all teachers and learners. We respect and listen to each other. We teach each other. We love and value each other. We can congratulate others when they succeed and encourage them when they make mistakes. We can also find ways to support each other and plan times to practice with each other during the week. God will bless us with His Spirit as we learn to love and teach each other.

Discuss the questions.

- What can you do to love and support those who have different English language abilities?
- How can the learning experience in EnglishConnect be different from classes you have had before?

Activity 1: Practice the Patterns

15–20 minutes

Review the vocabulary list with a partner.

Practice pattern 1 with a partner:

- Practice asking questions.
- Practice answering questions.
- Practice a conversation using the patterns.

Repeat for pattern 2.

Activity 1: Practice the Patterns

Review the vocabulary list with a partner.


3–5 minutes

	Adjectives		
extended family	artistic	short	black
eyes	athletic	tall	blonde
hair	intelligent	old	brown
	loud	young	gray
	silly		red
			white
			hazel
			blue
			green

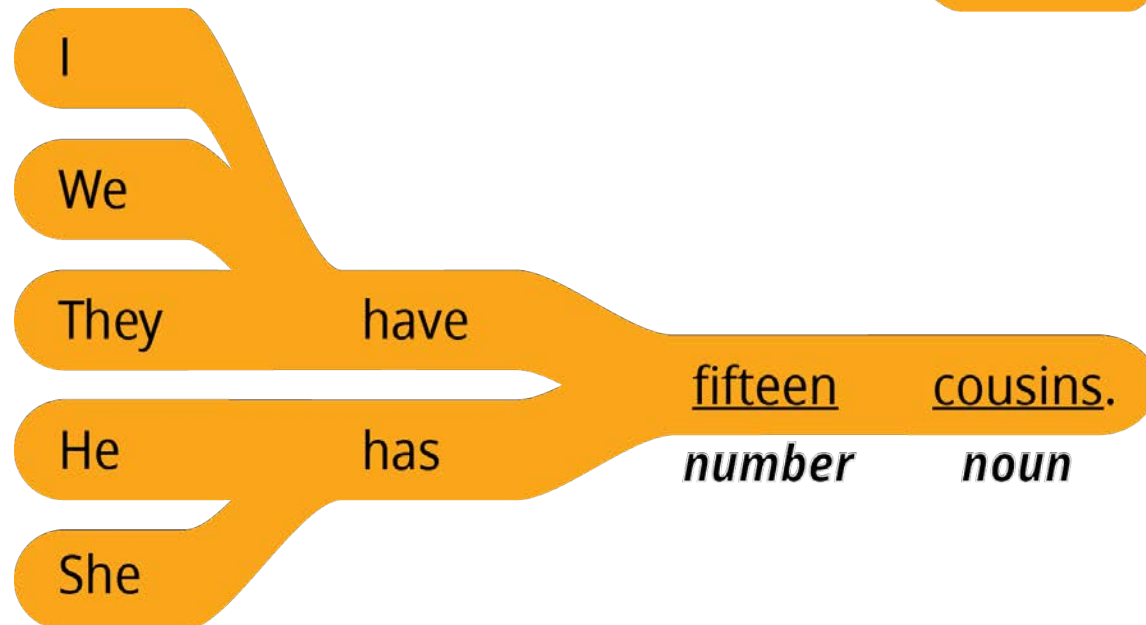
Activity 1: Practice Pattern 1

3–5 minutes

Questions



Answers



EnglishConnect 2

Q: How many (noun)
do you have?

A: I have (number)
(noun).

Nouns

brother/brothers

sister/sisters

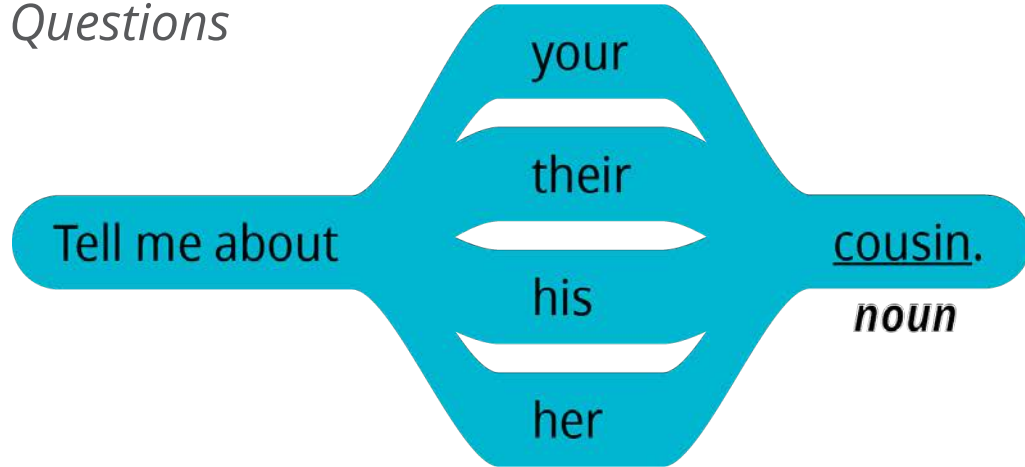
son/sons

daughter/daughters

Activity 1: Practice Pattern 2

3–5 minutes

Questions

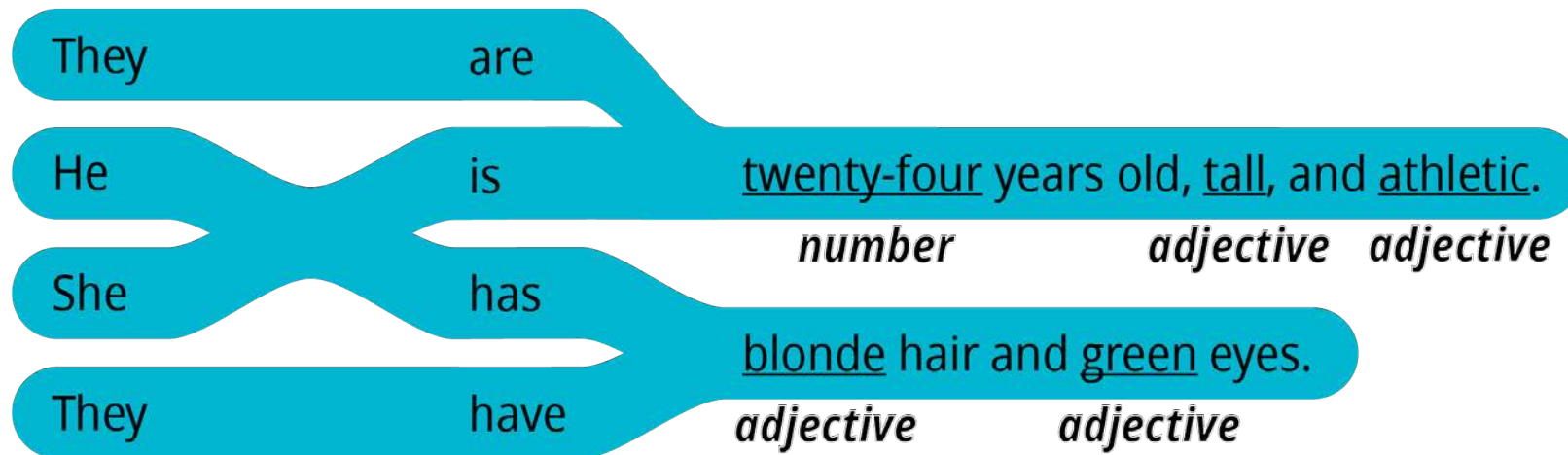


A: Tell me about your (*noun*).

B: They are (*number*) years old, (*adjective*), and (*adjective*).

They have (*adjective*) hair and (*adjective*) eyes.

Answers



Adjectives

black	
loud	brown
short	gray
old	hazel
	blue

10-15 minutes

Activity 2: Create Your Own Sentences

Part 1

Look at the pictures. Choose one family. Do not tell your partner which family you chose. Ask and answer questions to guess the family. Take turns.

Example



A: Tell me about the family.

B: This family has a grandmother.

A: Is it family 5?

B: No. The family also has an aunt, an uncle, and three cousins. They have black hair.

A: Is it family 4?

B: Yes!

10-15 minutes

Activity 2: Create Your Own Sentences

Family 1



Family 2



Family 3



10-15 minutes

Activity 2: Create Your Own Sentences

English
Connect 2

Family 4



Family 5



Family 6



15-20 minutes

Activity 3: Create Your Own Conversations

Part 2

Look at the pictures in part 1. Choose one person in each family. Ask and answer questions about the person's personality and physical appearance. Be creative! Say as much as you can. Take turns.

New Vocabulary

funny	
kind	

Example

A: Tell me about the grandmother in family 4.

B: The grandmother in family 4 is short. She is 70 years old. She has black hair and brown eyes. She is funny and kind.

10-15 minutes

Activity 2: Create Your Own Sentences

English
Connect 2

Family 1



Family 2



Family 3



10-15 minutes

Activity 2: Create Your Own Sentences

Family 4



Family 5



Family 6



Activity 3: Create Your Own Conversations

10–15 minutes

Choose three friends or family members. Ask and answer questions about each person's personality and physical appearance. Use questions from the list or think of your own questions. Say as much as you can. Take turns.

15-20 minutes

Activity 3: Create Your Own Conversations

Questions List

Tell me about your <u>cousins</u> .	What do they like doing?
What are their <u>names</u> ?	Are they <u>tall</u> or <u>short</u> ?
Where are they from?	Are they <u>athletic</u> ?
How old are they?	Do they have <u>black</u> hair?

New Vocabulary

calm

Example

A: Tell me about your grandfather.

B: His name is John. He is 80 years old. He is kind and calm.

A: What does he like doing?

B: He likes to play chess.

A: Is he tall or short?

B: He is tall.

Evaluate

5–10 minutes

Evaluate your progress on the objectives and your efforts to practice English daily.

Evaluate

Evaluate Your Progress

5 minutes

I can:

   *Ask about others' extended families.*

   *Talk about my and others' extended families.*

Evaluate

Evaluate Your Efforts

5 minutes

Evaluate your efforts to:

- Study the principle of learning.
- Memorize vocabulary.
- Practice the patterns.
- Practice daily.

Set a goal: _____ .

Share your goal with a partner.

Minimal Effort ●

Moderate Effort ●

Significant Effort ●

Act in Faith to Study English Daily

Read the quote aloud with your group.

“The Holy Ghost is the true teacher. No mortal teacher, no matter how skilled or experienced, can replace His role in witnessing of truth, testifying of Christ, and changing hearts. But all teachers can be instruments in helping God’s children learn by the Spirit.”

(Teaching in the Savior’s Way: For All Who Teach in the Home and in the Church [2022], 16)

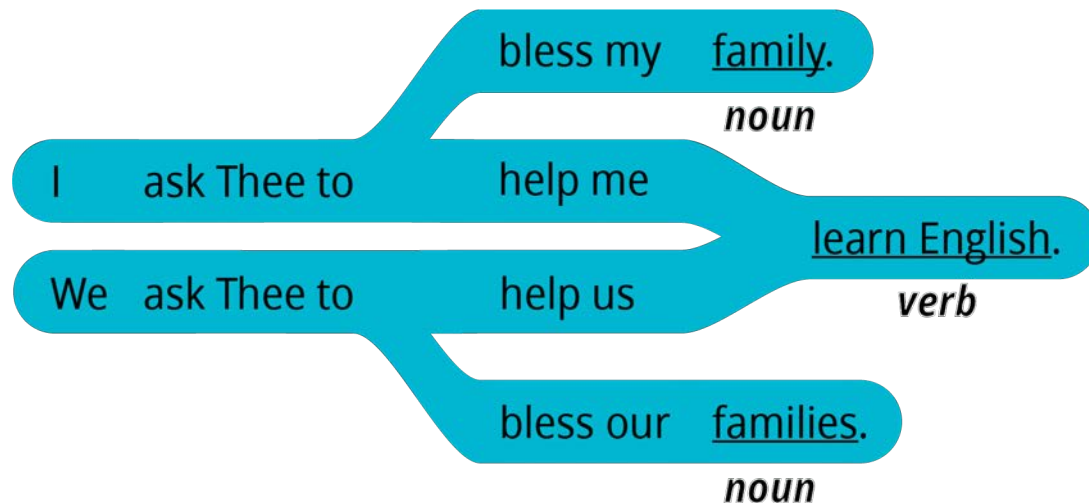


Closing Prayer

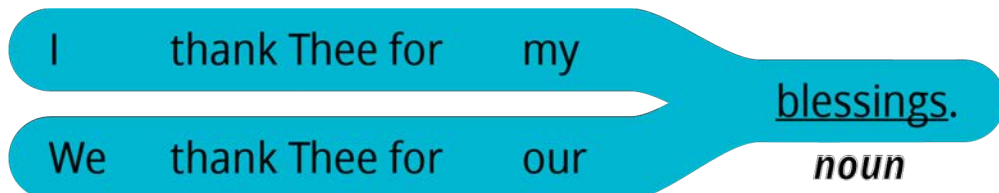
Closing Prayer

Praying in English

We thank Thee for our (noun).



We ask Thee to help us (verb).



Nouns

- blessing
- teacher
- group
- family / families

Verbs

- learn
- speak
- teach
- bless
- press forward



Congratulations!

Preparing for Lesson 5

Family and Friends

- *Study the principle of learning.*
- *Memorize vocabulary.*
- *Practice the patterns.*
- *Practice daily.*

EnglishConnect

LEARN ENGLISH AND FOSTER FAITH

Copyright and Licensing

EnglishConnect is a program provided by The Church of Jesus Christ of Latter-day Saints. All rights to EnglishConnect materials are owned or licensed by Intellectual Reserve, Inc. for use by Church units such as stakes, districts, and missions. Any other use of EnglishConnect materials requires prior written permission. To request permission to use EnglishConnect materials, please complete a request form at Permissions.ChurchofJesusChrist.org.