

A photograph of three young women with long dark hair, smiling and talking in a classroom. The image is overlaid with a semi-transparent green filter. The woman on the left is partially visible, looking towards the other two. The woman in the middle is looking towards the woman on the right. The woman on the right is looking towards the camera with a smile.

English*Connect* 2

Welcome!



Lesson 5

Family and Friends

Objective: I will learn to make comparisons between people.

Opening Prayer



Discuss the Principle of Learning Learn by Study and by Faith

20–30 minutes

Read the principle of learning for this lesson aloud.

Discuss the questions.

Discuss the Principle of Learning

Learn by Study and by Faith

English
Connect 2

Read the principle of learning for this lesson aloud.

In EnglishConnect, we rely on God to learn by study and by faith.

In 1832, Joseph Smith and some of the early leaders of The Church of Jesus Christ of Latter-day Saints were directed to start a school. God wanted them to learn, grow, and be prepared to lead others. This group of members did not have degrees from universities, or even much schooling. They didn't have a lot of money or resources. In the scriptures, God taught them a pattern for learning:

Discuss the Principle of Learning

Learn by Study and by Faith

“And as all have not faith, seek ye diligently and teach one another words of wisdom; yea, seek ye out of the best books words of wisdom; seek learning, even by study and also by faith” (Doctrine and Covenants 88:118)

Learn by Study and by Faith

God teaches that we need to learn by study, and we also need to learn by faith. We give our best effort, and we ask God to send His Spirit to open our minds and hearts to learn. The Spirit gives us more understanding than is possible on our own. Having a great teacher or a great textbook can help, but God can teach us even if we don't have those things. As we learn by study and by faith, God can help us learn more than we thought was possible.

Learn by Study and by Faith

Discuss the questions.

- What can you do to seek learning “by study and by faith”?
- Think about your experience in EnglishConnect. How is God helping you learn?

Activity 1: Practice the Patterns

15–20 minutes

Review the vocabulary list with a partner.

Practice pattern 1 with a partner:

- Practice asking questions.
- Practice answering questions.
- Practice a conversation using the patterns.

Repeat for pattern 2.

Activity 1: Practice the Patterns

Review the vocabulary list with a partner.

3–5 minutes

Nouns*		Adjectives 1	Adjectives 2
husband	daughter / daughters	shorter	athletic
wife	son/sons	taller	beautiful
father (dad)	boy/boys	older	energetic
mother (mom)	girl/girls	younger	generous
brother/brothers	person/people	louder	intelligent
sister/sisters			outgoing
child/children		different	patient
			quiet
			thoughtful

Activity 1: Practice Pattern 1

3–5 minutes

Questions

How are you and your son different?

noun

Answers

I am

She

is

He

shorter.

adjective 1

They are

EnglishConnect 2

Q: How are you and your (noun) different?

A: I am (adjective 1).

Adjectives 1

taller

older

younger

louder

Activity 1: Practice Pattern 2

3–5 minutes

Questions

How are your sisters and brother different?

noun

noun

Answers

My sister is

more

thoughtful.

My sisters are

less

adjective 2

noun

EnglishConnect 2

Q: How are your (noun) and (noun) different?

A: My (noun) is more (adjective 2).

Adjectives 2

athletic

energetic

generous

intelligent

outgoing

patient

quiet

10-15 minutes

Activity 2: Create Your Own Sentences

Part 1

Look at the pictures. Ask and answer questions to compare the people in each picture. Say as much as you can. Take turns.

Susan & Mom



Sam & Rachel




Luis & Carlos



A: How are Luis and Carlos different?

B: Luis is younger. Carlos is older.
Luis is less athletic. Carlos is less patient.

Anya & Yash



10-15 minutes

Activity 2: Create Your Own Sentences

Part 2

Ask and answer questions to compare yourselves to your family members. Say as much as you can. Take turns.

Example

A: How are you and your mother different?

B: I am younger. She is more generous. She is less energetic.

15-20 minutes

Activity 3: Create Your Own Conversations

Ask and answer questions to compare yourself to your partner. Use as many adjectives as you can. Take turns.

New Vocabulary

We are both tall.

Example

A: How old are you?

B: I'm twenty-nine years old. How old are you?

A: I'm thirty-nine years old. I am older. You are younger.

B: Are you athletic?

A: Yes, I am athletic. Are you athletic?

B: Yes, I am. We are both athletic!

Evaluate

5–10 minutes

Evaluate your progress on the objectives and your efforts to practice English daily.

Evaluate

Evaluate Your Progress

5 minutes

I can:

   *Compare myself to others.*

   *Compare other people to each other.*

Evaluate

Evaluate Your Efforts

5 minutes

Evaluate your efforts to:

- Study the principle of learning.
- Memorize vocabulary.
- Practice the patterns.
- Practice daily.

Set a goal: _____ .

Share your goal with a partner.

Minimal Effort ●

Moderate Effort ●

Significant Effort ●

Act in Faith to Study English Daily

Read the quote aloud with your group.

“Because of our sacred regard for each human intellect, we consider the obtaining of an education to be a religious responsibility. ... Our Creator expects His children everywhere to educate themselves.”

(Russell M. Nelson, “Where is Wisdom?,” Ensign, Nov. 1992, 6)

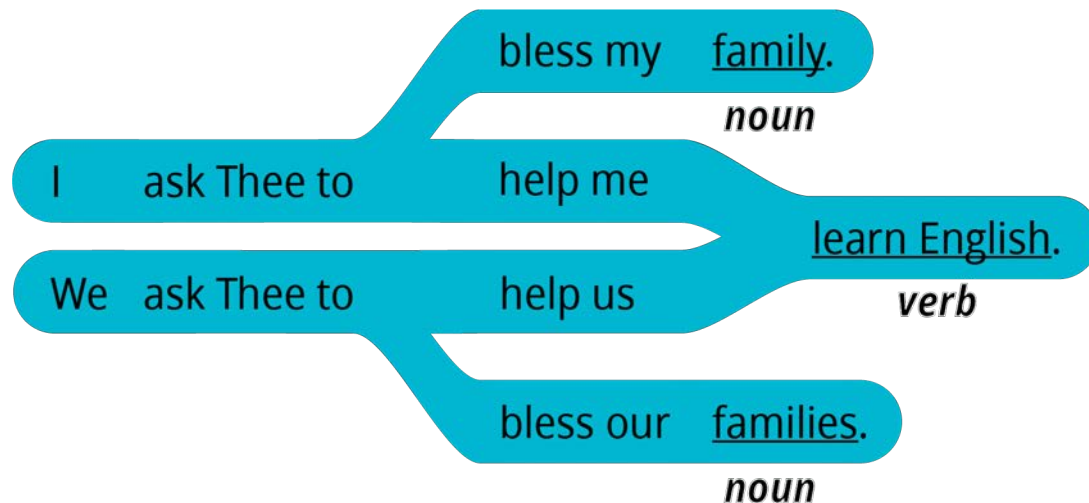


Closing Prayer

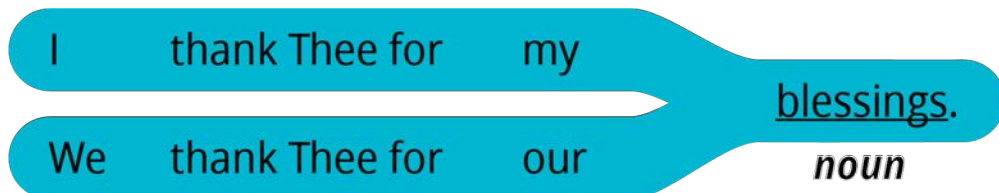
Closing Prayer

Praying in English

We thank Thee for our (noun).



We ask Thee to help us (verb).



Nouns

- blessing
- teacher
- group
- family / families

Verbs

- learn
- speak
- teach
- bless
- press forward



Congratulations!

Preparing for Lesson 6

Feelings and Emotions

- *Study the principle of learning.*
- *Memorize vocabulary.*
- *Practice the patterns.*
- *Practice daily.*

Unit 1: Conclusion













Lessons 1–5

Introducing Myself

Well done! You have completed unit 1. You can start building relationships with English speakers in your community by introducing yourself, describing your hobbies and interests, and talking about your family and friends. Set a goal to speak English with people in your daily life and embrace every opportunity that comes along.

Evaluate Your Progress

I can:

-    Introduce myself and others.
-    Ask about personal information.
-    Describe my hobbies and interests.
-    Talk about family and friends.

EnglishConnect

LEARN ENGLISH AND FOSTER FAITH

Copyright and Licensing

EnglishConnect is a program provided by The Church of Jesus Christ of Latter-day Saints. All rights to EnglishConnect materials are owned or licensed by Intellectual Reserve, Inc. for use by Church units such as stakes, districts, and missions. Any other use of EnglishConnect materials requires prior written permission. To request permission to use EnglishConnect materials, please complete a request form at Permissions.ChurchofJesusChrist.org.