

A photograph of three young women with long dark hair, smiling and talking in a classroom. The image is overlaid with a semi-transparent green filter. The text 'EnglishConnect 2' is written in a white serif font across the top, and 'Welcome!' is written in a white sans-serif font in the lower-left area.

EnglishConnect 2

Welcome!

EnglishConnect 2



Lesson 7

Needs

Objective: I will learn to make and respond to requests for help.

Opening Prayer



Discuss the Principle of Learning

Exercise Faith in Jesus Christ

20–30 minutes

Read the principle of learning for this lesson aloud.

Discuss the questions.

Discuss the Principle of Learning

Exercise Faith in Jesus Christ

English
Connect 2

Read the principle of learning for this lesson aloud.

Jesus Christ can help me do all things when I exercise faith in Him.

Jesus Christ is the Son of God. He has all power. In the scriptures, we read about a man who exercised his faith in Jesus Christ. The man's child was very sick and no one could help him. The father asked Jesus to heal his child. Jesus told him:

Exercise Faith in Jesus Christ

“If thou canst believe, all things are possible ... And straightway the father of the child cried out, and said with tears, Lord, I believe; help thou mine unbelief. ... Jesus took [the child] by the hand, and lifted him up; and he arose” (Mark 9:23–24, 27).

Exercise Faith in Jesus Christ

Like this man, you can start with the hope and faith you already have. Then you can grow your faith through prayer and scripture study. You can also grow your faith as you try to learn English. You can start with what you know now. Focus on what you can do in English and use it as much as you can. Try to listen, read, speak, and write in English every day. As you act in faith to give your best effort, He can help your faith grow.

Exercise Faith in Jesus Christ

Discuss the questions.

- How can you exercise faith in Jesus Christ?
- How can you grow your faith as you learn English?

Activity 1: Practice the Patterns

15–20 minutes

Review the vocabulary list with a partner.

Practice pattern 1 with a partner:

- Practice asking questions.
- Practice answering questions.
- Practice a conversation using the patterns.

Repeat for pattern 2.

Activity 1: Practice the Patterns

Review the vocabulary list with a partner.

3–5 minutes

	Verbs	
Can you ... ?	carry the <u>groceries</u>	fix the <u>computer</u>
Could you ... ?	clean <u>this room</u>	go to the <u>store</u>
Will you ... ?	cook <u>dinner</u>	help <u>me</u>
Would you ... ?	do the dishes	make an appointment
I need you to ...	do the laundry	send <u>an email</u>
I want you to ...	drop off <u>food</u>	take <u>Lisa</u> to <u>school</u>
I have to ...		
I need to ...		
I want to ...		
please		

Activity 1: Practice Pattern 1

3–5 minutes

Questions



Q: Will you please (verb)?

A: No, I can't (verb)

because I need to (verb).

Verbs

clean this room

cook dinner

go to the store

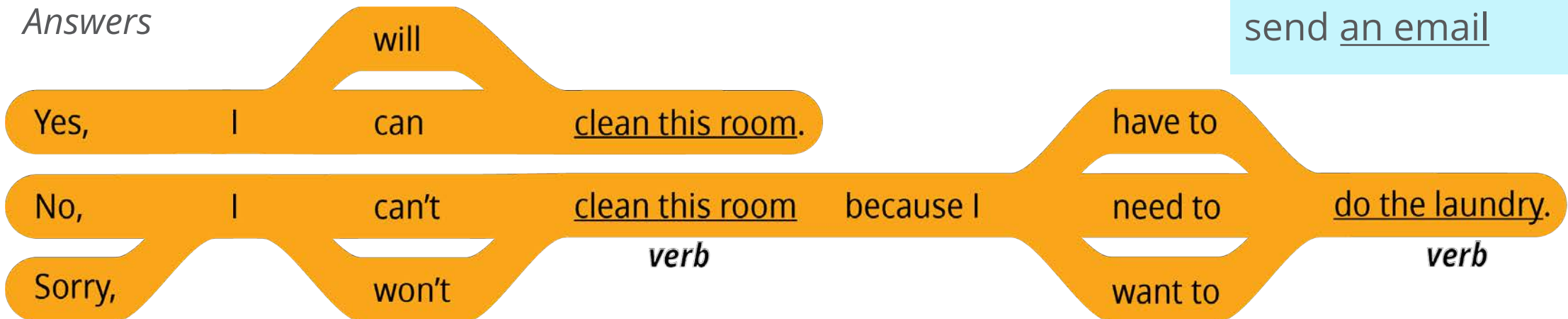
help me

make an

appointment

send an email

Answers



Activity 1: Practice Pattern 2

3–5 minutes

Questions

I need you to take Lisa to school.
I want you to take Lisa to school.
verb

A: I need you to (verb).

B: No, I can't (verb)
because I have to
(verb).

EnglishConnect 2

Verbs

carry the groceries

cook dinner

do the dishes

do the laundry

go to the store

help me

Answers

OK, I will can take Lisa to school.

No, I can't take Lisa to school because I have to need to clean this room.
verb *verb*

Sorry, I won't want to

10-15 minutes

Activity 2: Create Your Own Sentences

Look at the pictures. Ask and answer questions about the activity in each picture. Take turns.



Example



A: Can you do the laundry?

B: No, I can't do the laundry because I have to go to work.



15-20 minutes

Activity 3: Create Your Own Conversations

Role-play each situation.
Partner A makes a request.
Partner B answers. Say as
much as you can. Be
creative! Switch roles.

Example



Partner A is a parent.
Partner B is a child. The
parent asks the child to
clean his or her room.

A: I need you to clean
your room, please.

B: OK, I will.

A: Thank you.

15-20 minutes

Activity 3: Create Your Own Conversations

Situation 1

Partner A is a student.
Partner B is a teacher. The student needs help with his or her homework.

Situation 2

Partner A is a secretary.
Partner B is the boss. The secretary needs to make an appointment with his or her boss.

Situation 3

Partner A is the boss.
Partner B is an office worker. The boss needs the office worker to send an important email.

Situation 4

Partner A and partner B are friends. One friend wants the other friend to help fix his or her car.

Situation 5

Partner A and partner B are spouses. One spouse wants the other spouse to help cook dinner.

Situation 6

Partner A owns a home.
Partner B is an electrician. The homeowner needs the electrician to fix several broken lights.

Evaluate

5–10 minutes

Evaluate your progress on the objectives and your efforts to practice English daily.

Evaluate

Evaluate Your Progress

5 minutes

I can:

   *Ask for help.*

   *Make requests.*

   *Understand and respond to requests for help.*

Evaluate

Evaluate Your Efforts

5 minutes

Evaluate your efforts to:

- Study the principle of learning.
- Memorize vocabulary.
- Practice the patterns.
- Practice daily.

Set a goal: _____ .

Share your goal with a partner.

Minimal Effort ●

Moderate Effort ●


Significant Effort ●

Act in Faith to Study English Daily

Read the quote aloud with your group.

“The Lord does not require perfect faith for us to have access to His perfect power. But He does ask us to believe. ... All things are possible to them that believe.”

(Russell M. Nelson, “Christ is Risen; Faith in Him Will Move Mountains,” Liahona, May 2021, 101)

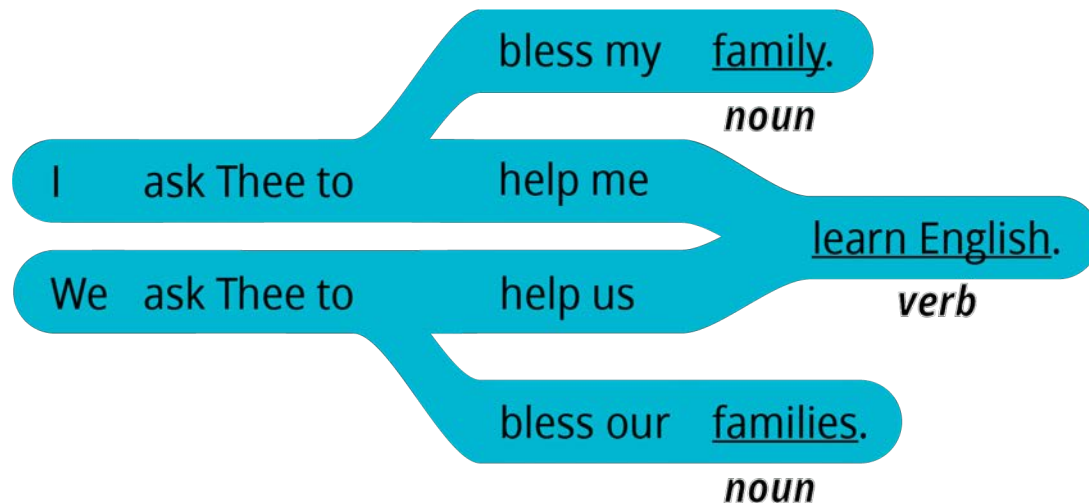


Closing Prayer

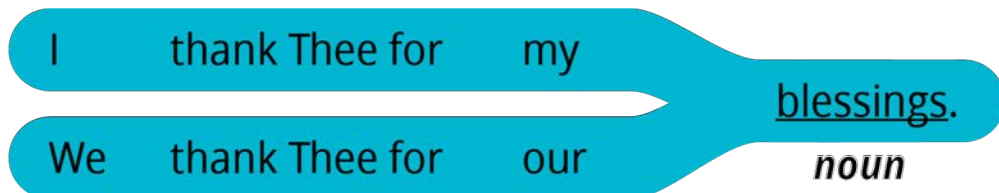
Closing Prayer

Praying in English

We thank Thee for our (noun).



We ask Thee to help us (verb).



Nouns

- blessing
- teacher
- group
- family / families

Verbs

- learn
- speak
- teach
- bless
- press forward



Congratulations!

Preparing for Lesson 8

At Home

- *Study the principle of learning.*
- *Memorize vocabulary.*
- *Practice the patterns.*
- *Practice daily.*

EnglishConnect

LEARN ENGLISH AND FOSTER FAITH

Copyright and Licensing

EnglishConnect is a program provided by The Church of Jesus Christ of Latter-day Saints. All rights to EnglishConnect materials are owned or licensed by Intellectual Reserve, Inc. for use by Church units such as stakes, districts, and missions. Any other use of EnglishConnect materials requires prior written permission. To request permission to use EnglishConnect materials, please complete a request form at Permissions.ChurchofJesusChrist.org.